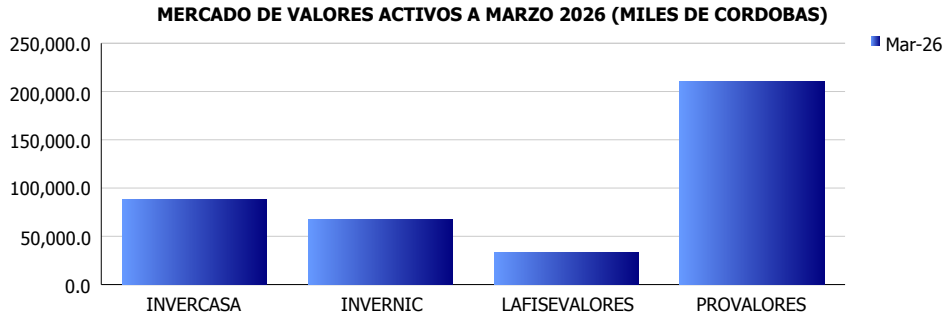


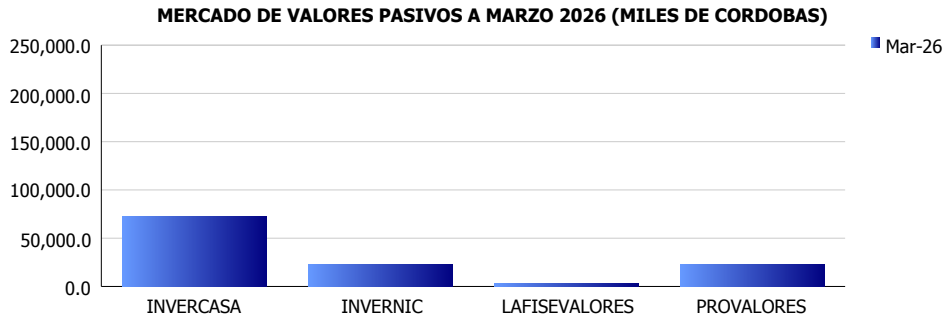


**INSTITUCIONES FINANCIERAS DEL MERCADO DE VALORES
INDICADORES FINANCIEROS CONSOLIDADOS
(Cifras en miles de córdobas)**

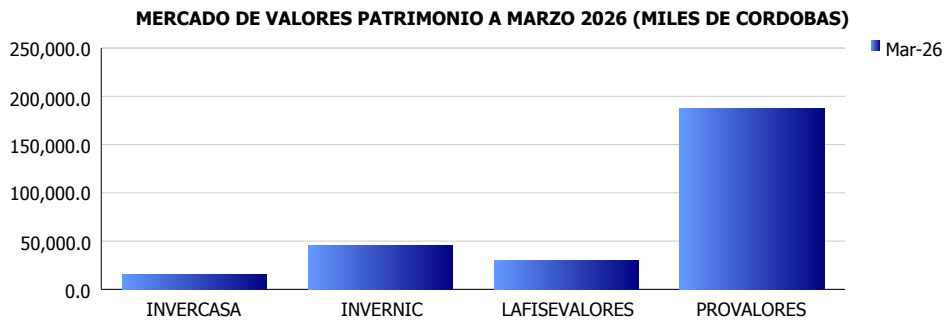
ACTIVOS	
Miles C\$	Mar-26
INVERCASA	88,386.8
INVERNIC	67,534.7
LAFISEVALORES	33,119.3
PROVALORES	210,096.0
PROMEDIO	99,784.2



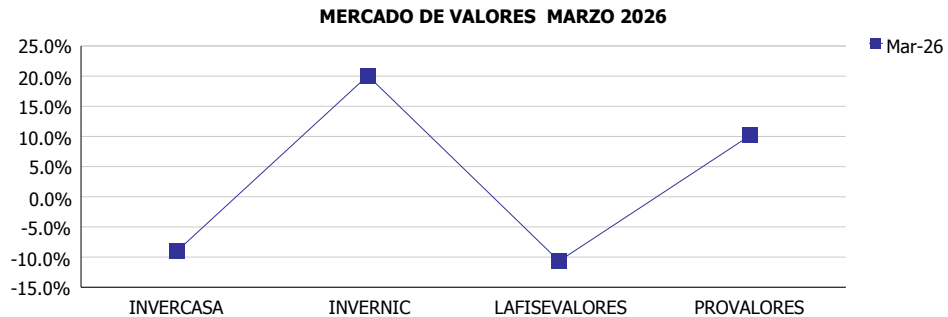
PASIVOS	
Miles C\$	Mar-26
INVERCASA	72,842.4
INVERNIC	22,451.4
LAFISEVALORES	3,328.9
PROVALORES	23,102.6
PROMEDIO	30,431.3



PATRIMONIO	
Miles C\$	Mar-26
INVERCASA	15,544.4
INVERNIC	45,083.3
LAFISEVALORES	29,790.4
PROVALORES	186,993.4
PROMEDIO	69,352.9



ROE	
	Mar-26
INVERCASA	-9.1%
INVERNIC	20.1%
LAFISEVALORES	-10.7%
PROVALORES	10.2%
PROMEDIO	2.6%



ROA	
	Mar-26
INVERCASA	-1.5%
INVERNIC	13.7%
LAFISEVALORES	-7.8%
PROVALORES	9.1%
PROMEDIO	3.4%

