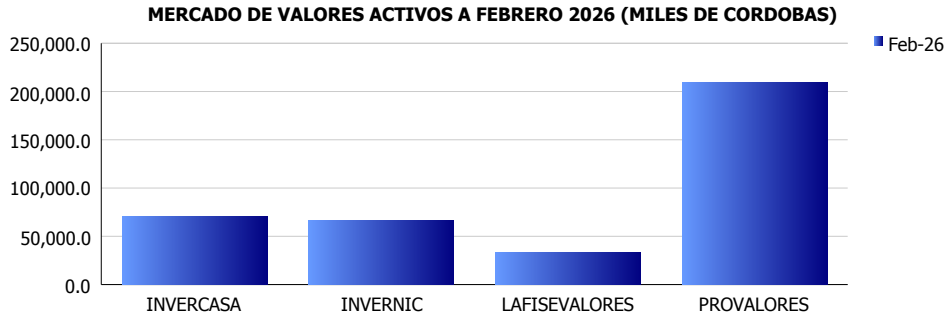


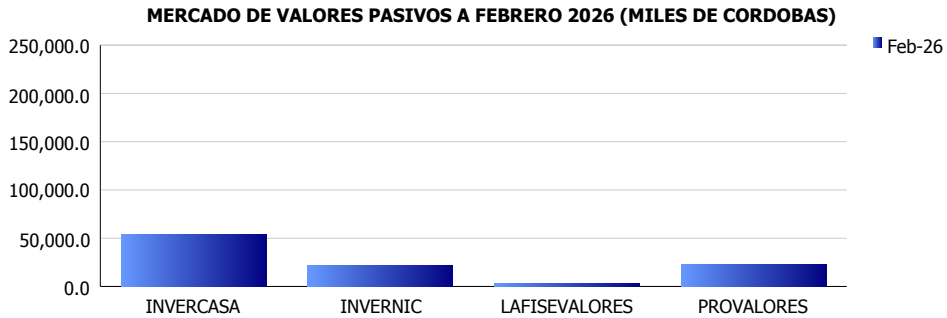


INSTITUCIONES FINANCIERAS DEL MERCADO DE VALORES
INDICADORES FINANCIEROS CONSOLIDADOS
(Cifras en miles de córdobas)

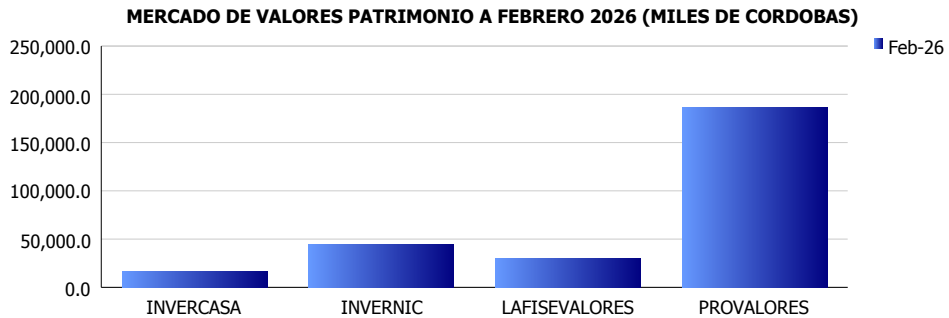
ACTIVOS	
Miles C\$	Feb-26
INVERCASA	70,311.6
INVERNIC	66,165.2
LAFISEVALORES	33,088.0
PROVALORES	209,016.3
PROMEDIO	94,645.3



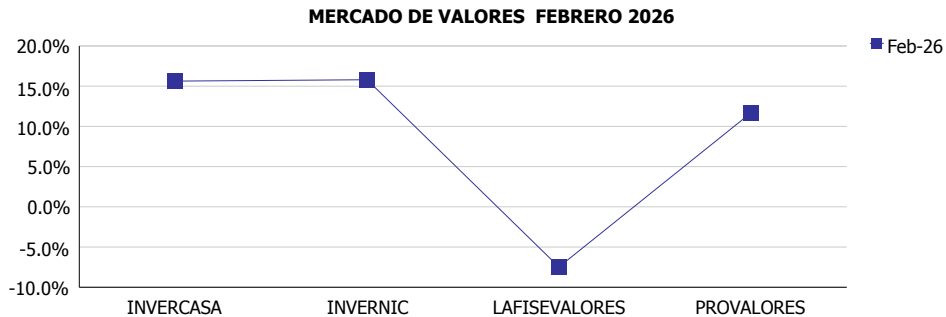
PASIVOS	
Miles C\$	Feb-26
INVERCASA	53,987.8
INVERNIC	22,146.9
LAFISEVALORES	2,870.1
PROVALORES	23,146.3
PROMEDIO	25,537.7



PATRIMONIO	
Miles C\$	Feb-26
INVERCASA	16,323.8
INVERNIC	44,018.4
LAFISEVALORES	30,217.9
PROVALORES	185,870.0
PROMEDIO	69,107.5



ROE	
	Feb-26
INVERCASA	15.6%
INVERNIC	15.8%
LAFISEVALORES	-7.5%
PROVALORES	11.7%
PROMEDIO	8.9%



ROA	
	Feb-26
INVERCASA	2.6%
INVERNIC	10.9%
LAFISEVALORES	-5.1%
PROVALORES	10.4%
PROMEDIO	4.7%

