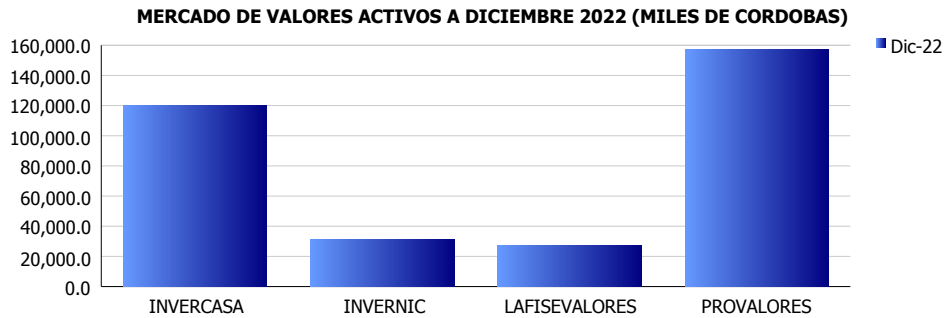




INSTITUCIONES FINANCIERAS DEL MERCADO DE VALORES INDICADORES FINANCIEROS CONSOLIDADOS (Cifras en miles de córdobas)

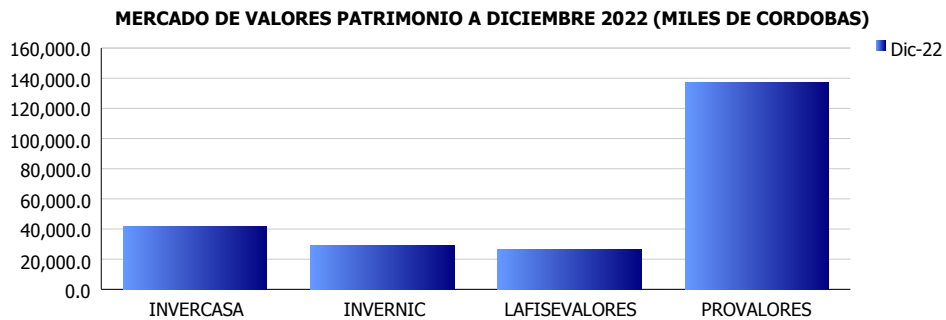
ACTIVOS	
Miles C\$	Dic-22
INVERCASA	120,166.3
INVERNIC	31,120.9
LAFISEVALORES	27,371.7
PROVALORES	157,084.1
PROMEDIO	83,935.7



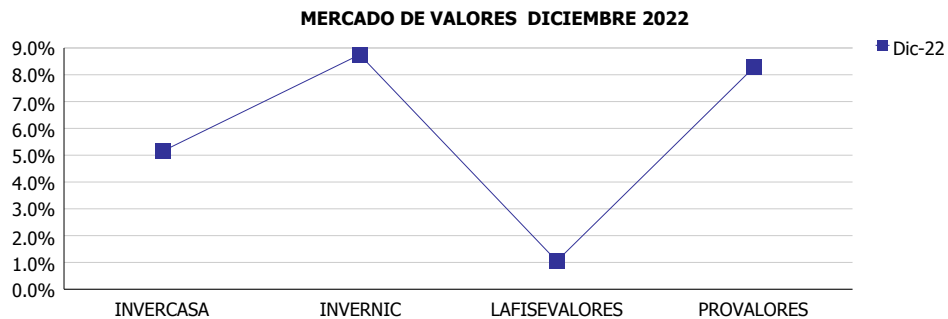
PASIVOS	
Miles C\$	Dic-22
INVERCASA	78,666.5
INVERNIC	2,259.6
LAFISEVALORES	1,271.6
PROVALORES	20,171.4
PROMEDIO	25,592.3



PATRIMONIO	
Miles C\$	Dic-22
INVERCASA	41,499.8
INVERNIC	28,861.2
LAFISEVALORES	26,100.1
PROVALORES	136,912.7
PROMEDIO	58,343.4



ROE	
	Dic-22
INVERCASA	5.2%
INVERNIC	8.8%
LAFISEVALORES	1.0%
PROVALORES	8.3%
PROMEDIO	5.8%



ROA	
	Dic-22
INVERCASA	3.2%
INVERNIC	8.0%
LAFISEVALORES	1.0%
PROVALORES	7.1%
PROMEDIO	4.8%

