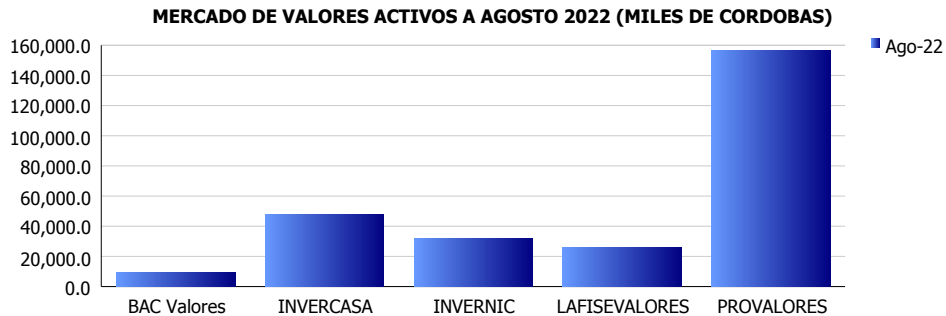


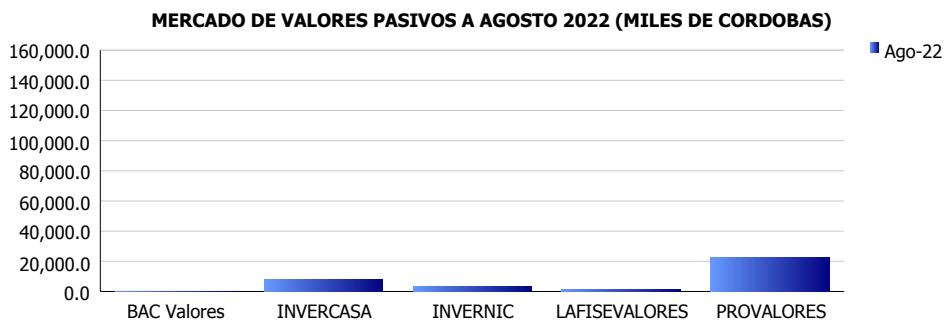


INSTITUCIONES FINANCIERAS DEL MERCADO DE VALORES INDICADORES FINANCIEROS CONSOLIDADOS (Cifras en miles de córdobas)

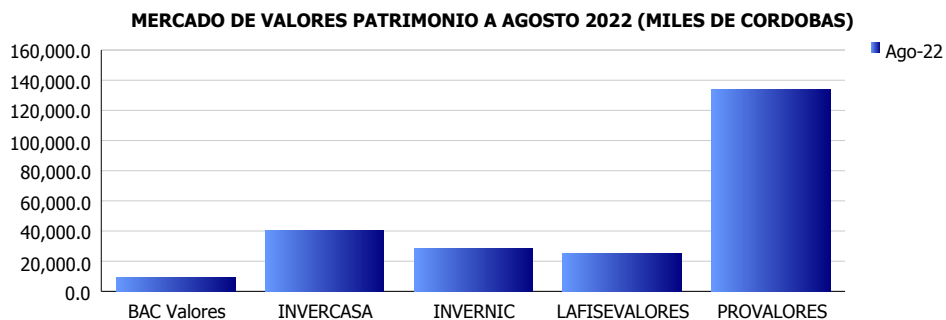
ACTIVOS	
Miles C\$	Ago-22
BAC Valores	9,295.6
INVERCASA	47,888.6
INVERNIC	31,983.4
LAFISEVALORES	26,118.3
PROVALORES	156,284.8
PROMEDIO	54,314.2



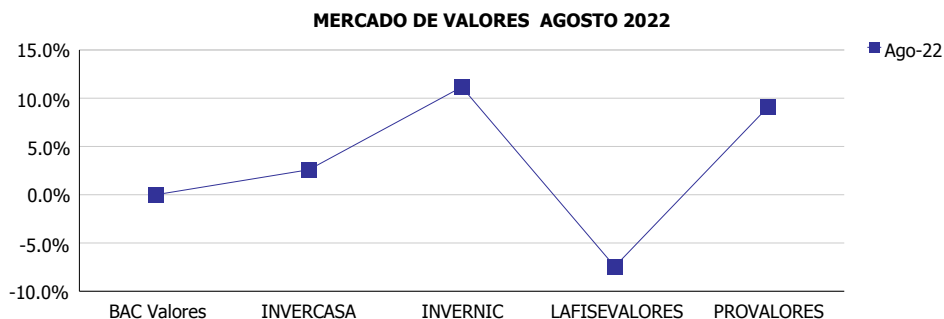
PASIVOS	
Miles C\$	Ago-22
BAC Valores	0.0
INVERCASA	7,777.8
INVERNIC	3,405.3
LAFISEVALORES	1,247.9
PROVALORES	22,424.7
PROMEDIO	6,971.2



PATRIMONIO	
Miles C\$	Ago-22
BAC Valores	9,295.6
INVERCASA	40,110.8
INVERNIC	28,578.0
LAFISEVALORES	24,870.4
PROVALORES	133,860.1
PROMEDIO	47,343.0



ROE	
	Ago-22
BAC Valores	0.0%
INVERCASA	2.6%
INVERNIC	11.2%
LAFISEVALORES	-7.4%
PROVALORES	9.1%
PROMEDIO	3.1%



ROA	
	Ago-22
BAC Valores	0.0%
INVERCASA	2.1%
INVERNIC	10.2%
LAFISEVALORES	-6.9%
PROVALORES	7.7%
PROMEDIO	2.6%

