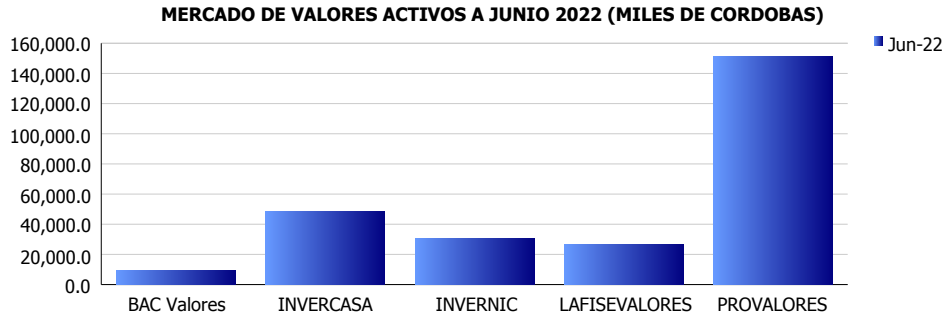


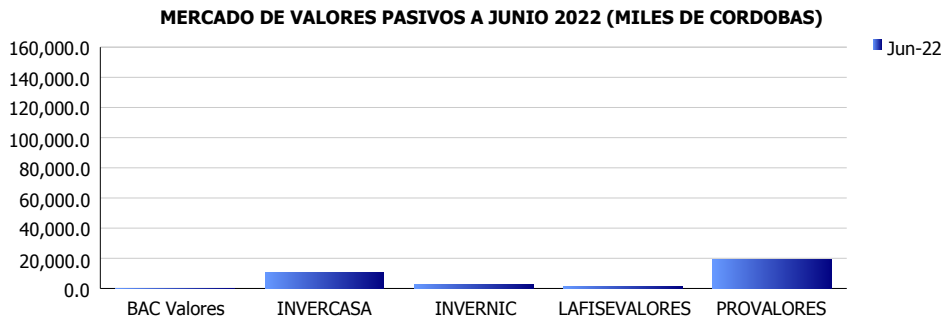


INSTITUCIONES FINANCIERAS DEL MERCADO DE VALORES INDICADORES FINANCIEROS CONSOLIDADOS (Cifras en miles de córdobas)

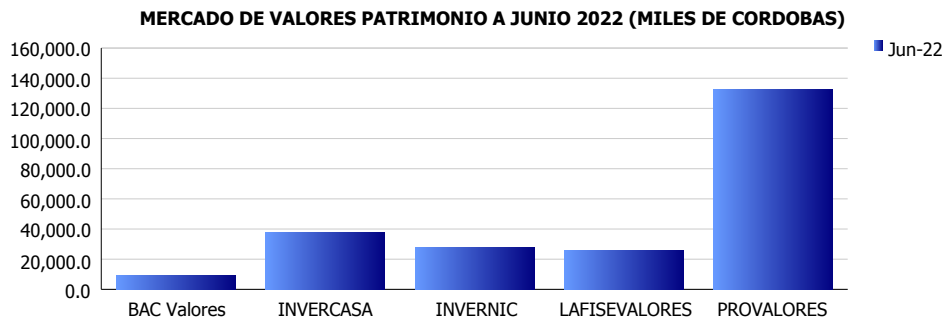
ACTIVOS	
Miles C\$	Jun-22
BAC Valores	9,295.6
INVERCASA	48,774.6
INVERNIC	30,559.1
LAFISEVALORES	26,863.2
PROVALORES	151,319.0
PROMEDIO	53,362.3



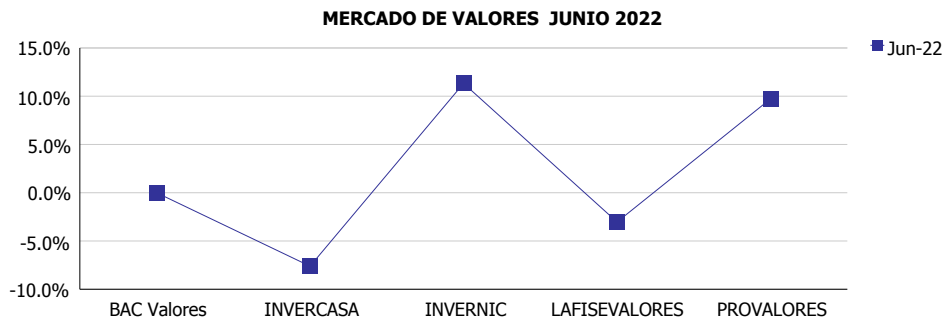
PASIVOS	
Miles C\$	Jun-22
BAC Valores	0.0
INVERCASA	10,811.8
INVERNIC	2,507.9
LAFISEVALORES	1,099.8
PROVALORES	19,036.7
PROMEDIO	6,691.2



PATRIMONIO	
Miles C\$	Jun-22
BAC Valores	9,295.6
INVERCASA	37,962.8
INVERNIC	28,051.2
LAFISEVALORES	25,763.3
PROVALORES	132,282.3
PROMEDIO	46,671.1



ROE	
	Jun-22
BAC Valores	0.0%
INVERCASA	-7.6%
INVERNIC	11.3%
LAFISEVALORES	-3.0%
PROVALORES	9.7%
PROMEDIO	2.1%



ROA	
	Jun-22
BAC Valores	0.0%
INVERCASA	-6.1%
INVERNIC	10.4%
LAFISEVALORES	-2.8%
PROVALORES	8.3%
PROMEDIO	2.0%

