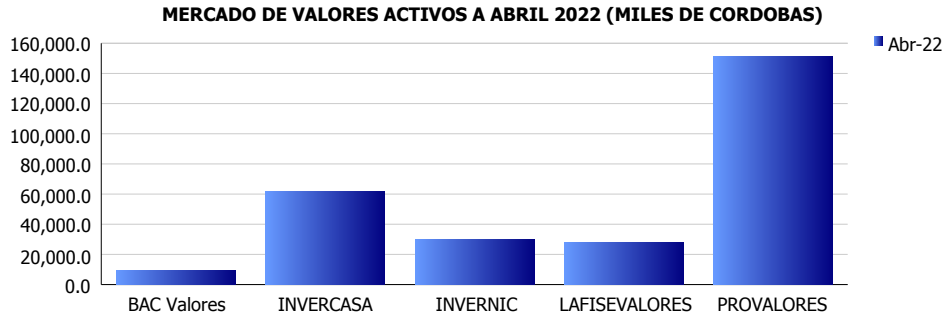


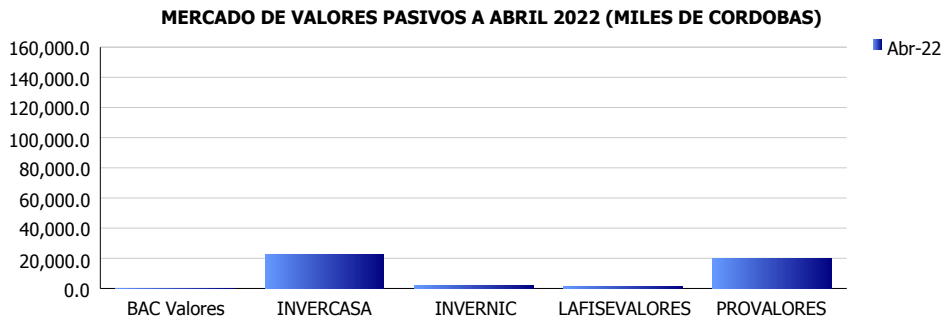


## INSTITUCIONES FINANCIERAS DEL MERCADO DE VALORES INDICADORES FINANCIEROS CONSOLIDADOS (Cifras en miles de córdobas)

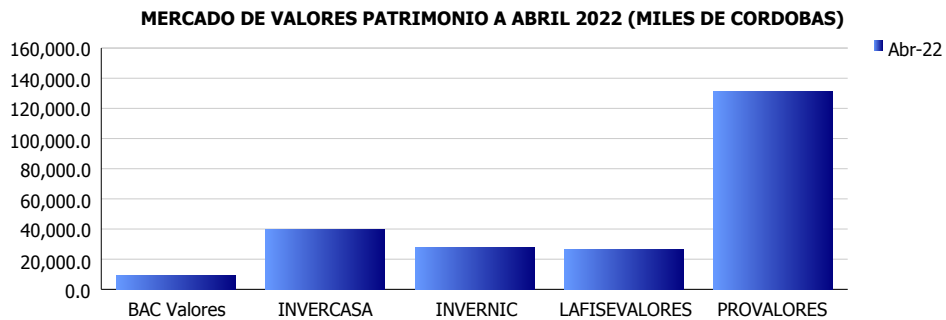
ACTIVOS	
Miles C\$	Abr-22
BAC Valores	9,295.6
INVERCASA	61,789.5
INVERNIC	30,153.6
LAFISEVALORES	28,064.3
PROVALORES	151,056.3
PROMEDIO	56,071.9



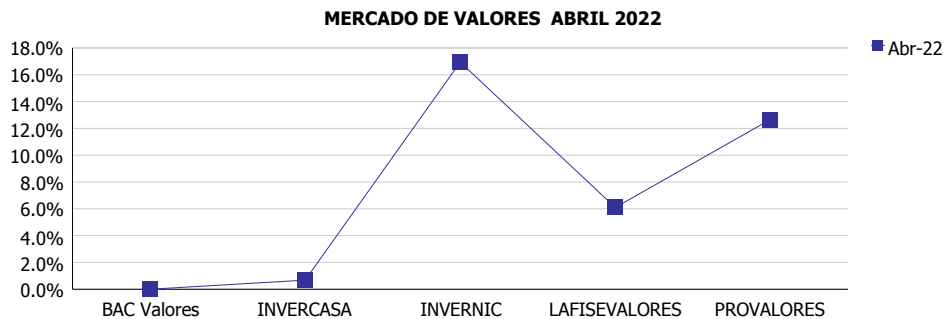
PASIVOS	
Miles C\$	Abr-22
BAC Valores	0.0
INVERCASA	22,260.4
INVERNIC	2,107.0
LAFISEVALORES	1,365.7
PROVALORES	19,654.1
PROMEDIO	9,077.4



PATRIMONIO	
Miles C\$	Abr-22
BAC Valores	9,295.6
INVERCASA	39,529.1
INVERNIC	28,046.6
LAFISEVALORES	26,698.6
PROVALORES	131,402.2
PROMEDIO	46,994.4



ROE	
	Abr-22
BAC Valores	0.0%
INVERCASA	0.7%
INVERNIC	16.9%
LAFISEVALORES	6.1%
PROVALORES	12.7%
PROMEDIO	7.3%



ROA	
	Abr-22
BAC Valores	0.0%
INVERCASA	0.5%
INVERNIC	15.6%
LAFISEVALORES	5.5%
PROVALORES	10.6%
PROMEDIO	6.4%

