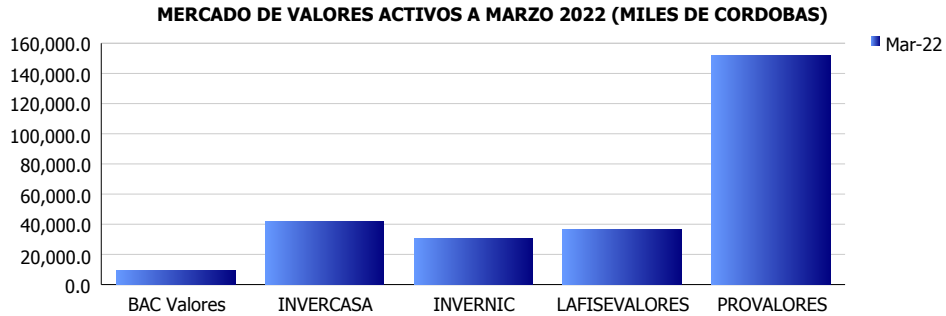


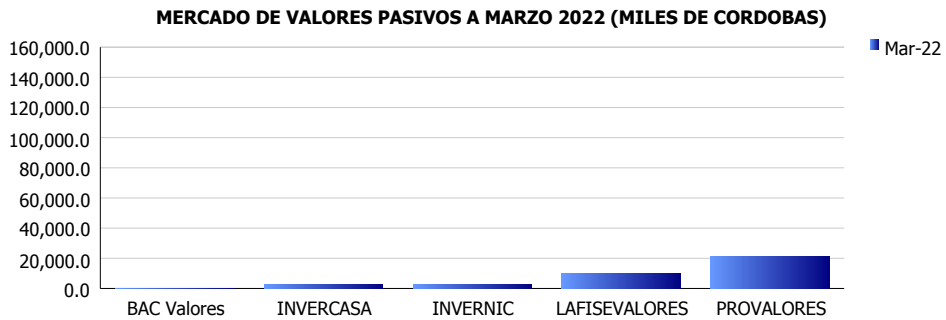


## INSTITUCIONES FINANCIERAS DEL MERCADO DE VALORES INDICADORES FINANCIEROS CONSOLIDADOS (Cifras en miles de córdobas)

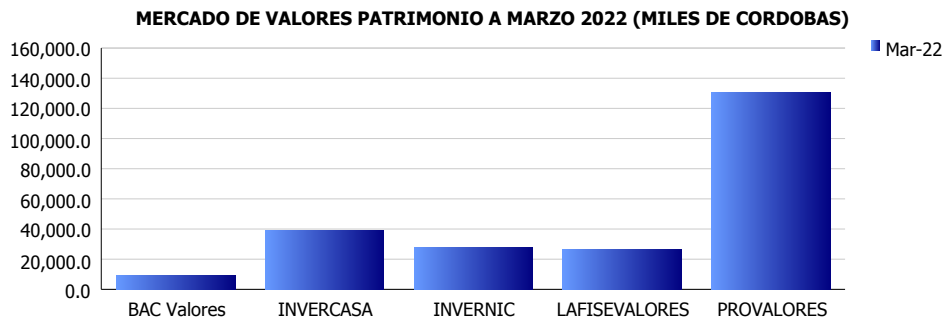
ACTIVOS	
Miles C\$	Mar-22
BAC Valores	9,295.6
INVERCASA	41,906.4
INVERNIC	30,489.4
LAFISEVALORES	36,375.2
PROVALORES	151,919.6
PROMEDIO	53,997.2



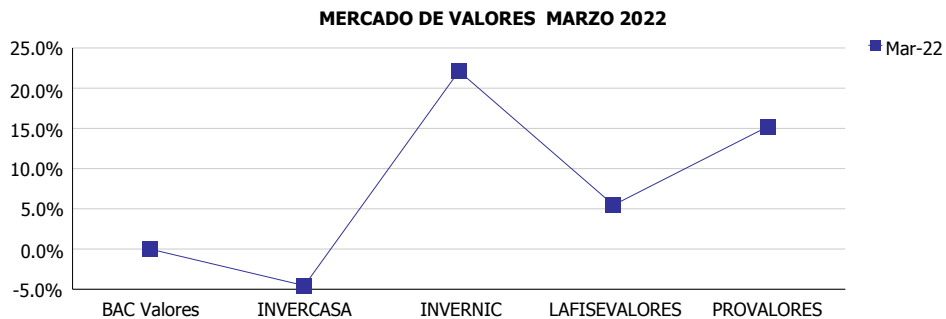
PASIVOS	
Miles C\$	Mar-22
BAC Valores	0.0
INVERCASA	2,906.7
INVERNIC	2,490.1
LAFISEVALORES	9,853.2
PROVALORES	21,073.3
PROMEDIO	7,264.7



PATRIMONIO	
Miles C\$	Mar-22
BAC Valores	9,295.6
INVERCASA	38,999.6
INVERNIC	27,999.3
LAFISEVALORES	26,522.0
PROVALORES	130,846.2
PROMEDIO	46,732.6



ROE	
	Mar-22
BAC Valores	0.0%
INVERCASA	-4.6%
INVERNIC	22.1%
LAFISEVALORES	5.5%
PROVALORES	15.2%
PROMEDIO	7.7%



ROA	
	Mar-22
BAC Valores	0.0%
INVERCASA	-3.8%
INVERNIC	20.2%
LAFISEVALORES	4.8%
PROVALORES	12.7%
PROMEDIO	6.8%

