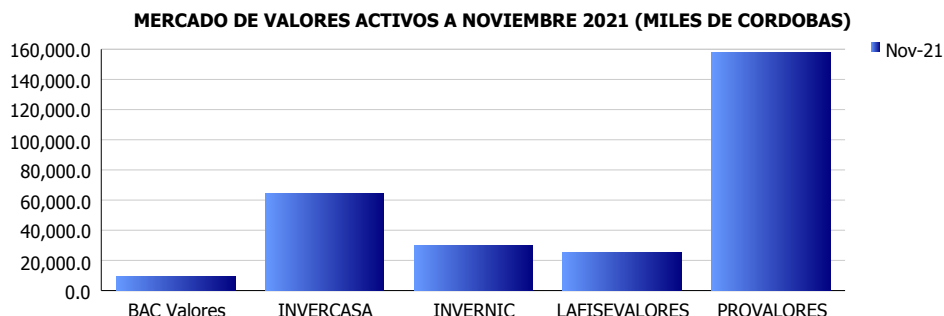


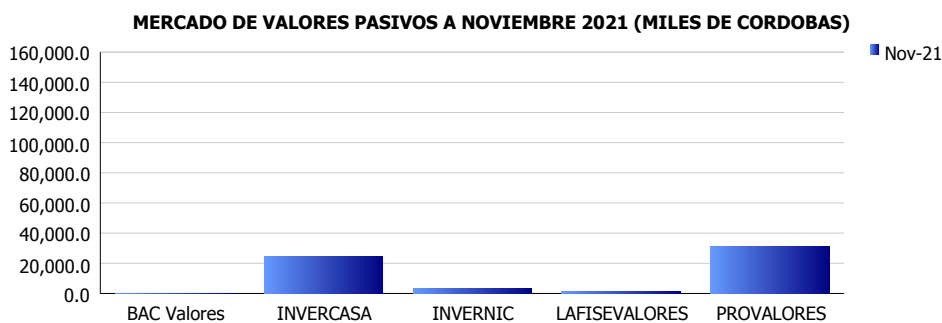


INSTITUCIONES FINANCIERAS DEL MERCADO DE VALORES INDICADORES FINANCIEROS CONSOLIDADOS (Cifras en miles de córdobas)

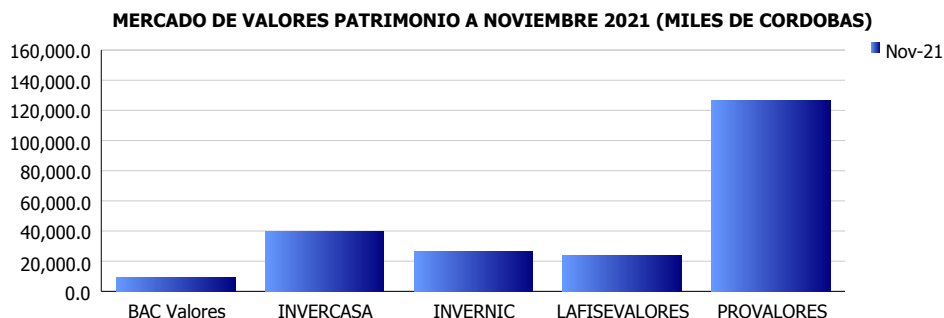
ACTIVOS	
Miles C\$	Nov-21
BAC Valores	9,295.6
INVERCASA	64,663.1
INVERNIC	29,646.9
LAFISEVALORES	25,022.0
PROVALORES	157,815.4
PROMEDIO	57,288.6



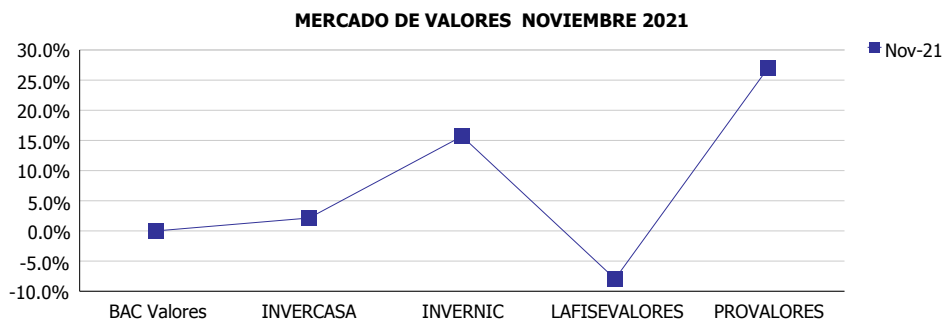
PASIVOS	
Miles C\$	Nov-21
BAC Valores	0.0
INVERCASA	24,808.2
INVERNIC	3,192.4
LAFISEVALORES	1,062.0
PROVALORES	31,450.2
PROMEDIO	12,102.6



PATRIMONIO	
Miles C\$	Nov-21
BAC Valores	9,295.6
INVERCASA	39,854.9
INVERNIC	26,454.5
LAFISEVALORES	23,960.0
PROVALORES	126,365.2
PROMEDIO	45,186.0



ROE	
	Nov-21
BAC Valores	0.0%
INVERCASA	2.1%
INVERNIC	15.7%
LAFISEVALORES	-8.0%
PROVALORES	27.0%
PROMEDIO	7.4%



ROA	
	Nov-21
BAC Valores	0.0%
INVERCASA	1.1%
INVERNIC	14.2%
LAFISEVALORES	-6.0%
PROVALORES	22.8%
PROMEDIO	6.4%

