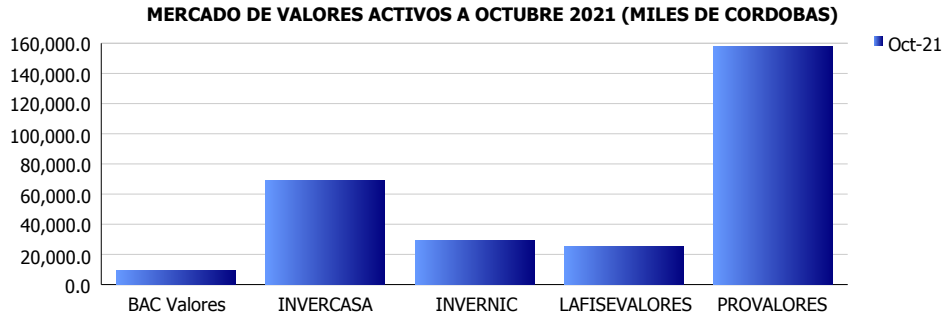


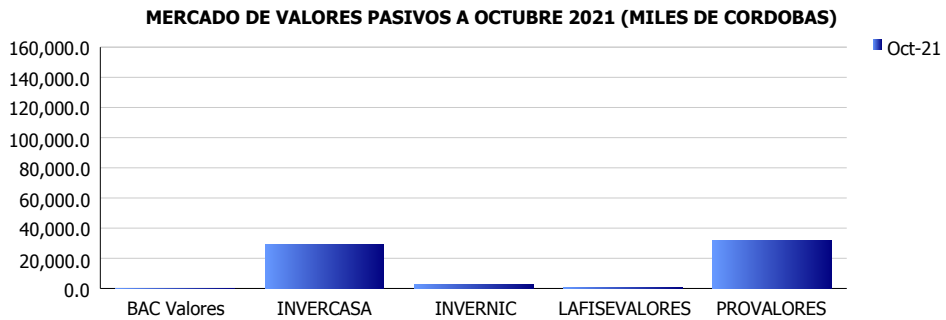


INSTITUCIONES FINANCIERAS DEL MERCADO DE VALORES INDICADORES FINANCIEROS CONSOLIDADOS (Cifras en miles de córdobas)

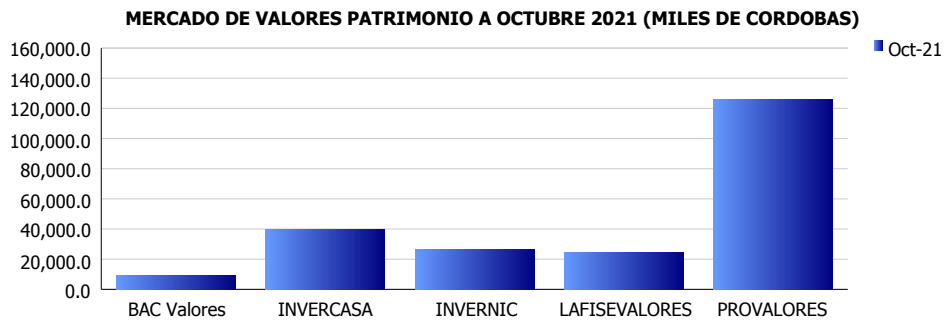
ACTIVOS	
Miles C\$	Oct-21
BAC Valores	9,295.6
INVERCASA	69,015.0
INVERNIC	29,020.4
LAFISEVALORES	25,406.9
PROVALORES	157,602.6
PROMEDIO	58,068.1



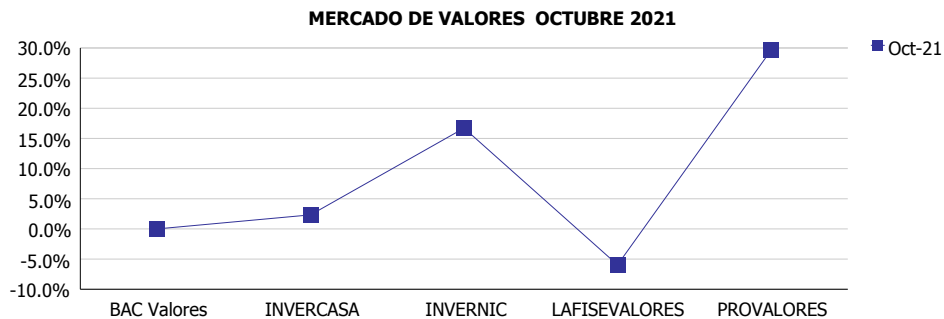
PASIVOS	
Miles C\$	Oct-21
BAC Valores	0.0
INVERCASA	29,160.7
INVERNIC	2,710.6
LAFISEVALORES	957.1
PROVALORES	31,561.0
PROMEDIO	12,877.9



PATRIMONIO	
Miles C\$	Oct-21
BAC Valores	9,295.6
INVERCASA	39,854.3
INVERNIC	26,309.8
LAFISEVALORES	24,449.8
PROVALORES	126,041.6
PROMEDIO	45,190.2



ROE	
	Oct-21
BAC Valores	0.0%
INVERCASA	2.3%
INVERNIC	16.7%
LAFISEVALORES	-6.0%
PROVALORES	29.6%
PROMEDIO	8.5%



ROA	
	Oct-21
BAC Valores	0.0%
INVERCASA	1.2%
INVERNIC	15.1%
LAFISEVALORES	-4.4%
PROVALORES	25.2%
PROMEDIO	7.4%

