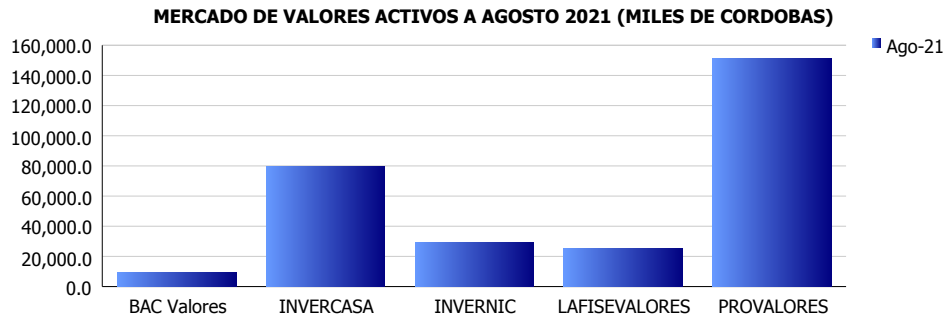


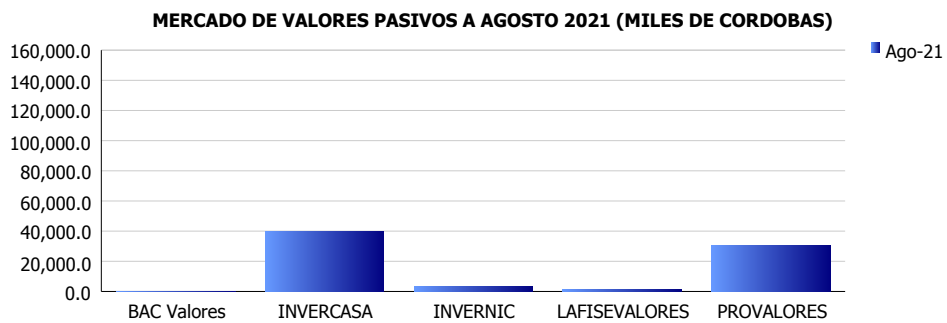


INSTITUCIONES FINANCIERAS DEL MERCADO DE VALORES INDICADORES FINANCIEROS CONSOLIDADOS (Cifras en miles de córdobas)

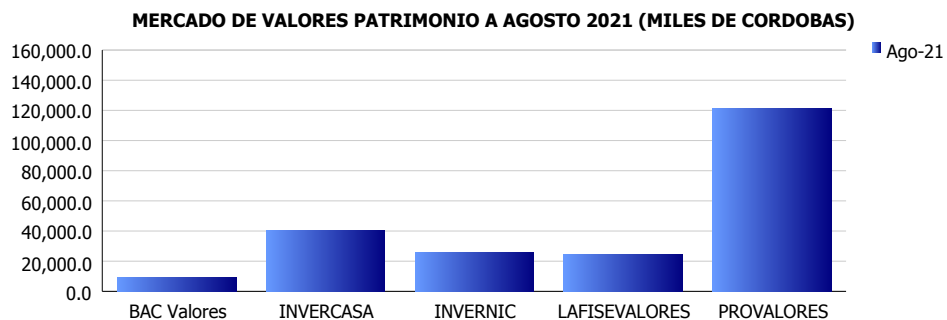
ACTIVOS	
Miles C\$	Ago-21
BAC Valores	9,295.6
INVERCASA	79,918.0
INVERNIC	29,349.0
LAFISEVALORES	25,453.7
PROVALORES	151,503.3
PROMEDIO	59,103.9



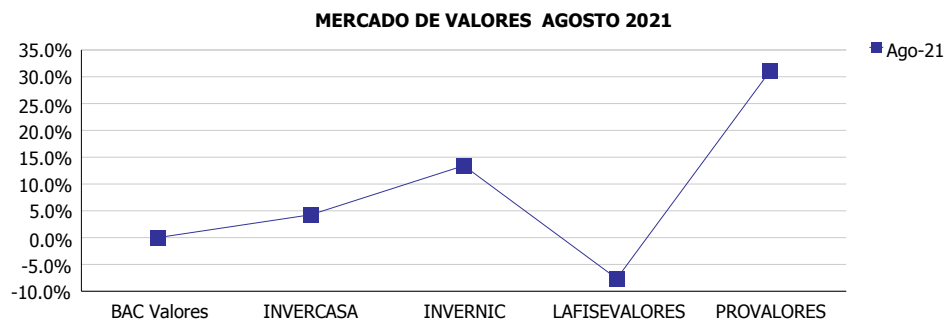
PASIVOS	
Miles C\$	Ago-21
BAC Valores	0.0
INVERCASA	39,745.5
INVERNIC	3,427.2
LAFISEVALORES	1,041.7
PROVALORES	30,487.5
PROMEDIO	14,940.4



PATRIMONIO	
Miles C\$	Ago-21
BAC Valores	9,295.6
INVERCASA	40,172.5
INVERNIC	25,921.8
LAFISEVALORES	24,412.0
PROVALORES	121,015.8
PROMEDIO	44,163.5



ROE	
	Ago-21
BAC Valores	0.0%
INVERCASA	4.3%
INVERNIC	13.4%
LAFISEVALORES	-7.6%
PROVALORES	31.0%
PROMEDIO	8.2%



ROA	
	Ago-21
BAC Valores	0.0%
INVERCASA	2.5%
INVERNIC	12.1%
LAFISEVALORES	-7.4%
PROVALORES	26.8%
PROMEDIO	6.8%

