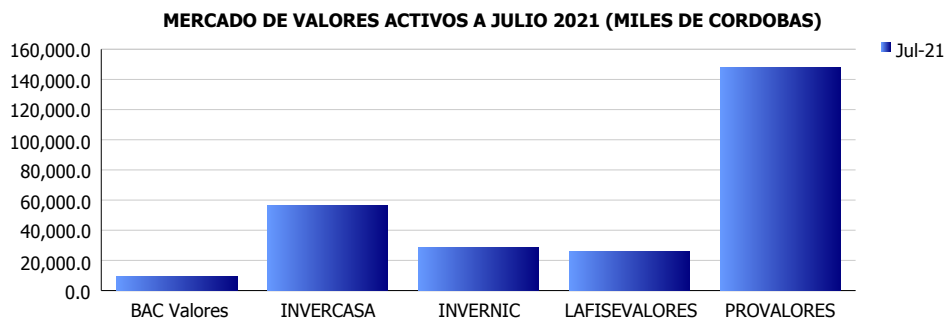


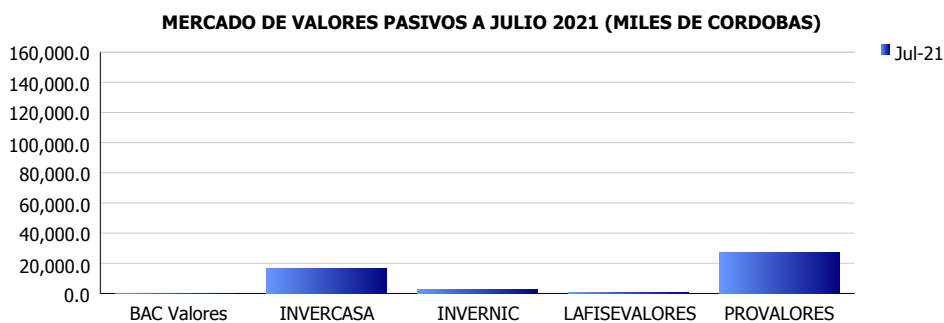


INSTITUCIONES FINANCIERAS DEL MERCADO DE VALORES INDICADORES FINANCIEROS CONSOLIDADOS (Cifras en miles de córdobas)

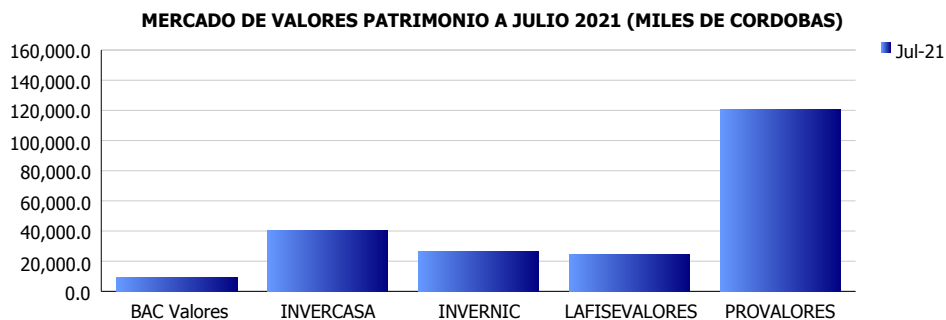
ACTIVOS	
Miles C\$	Jul-21
BAC Valores	9,295.6
INVERCASA	56,366.4
INVERNIC	28,590.6
LAFISEVALORES	25,581.3
PROVALORES	147,664.4
PROMEDIO	53,499.7



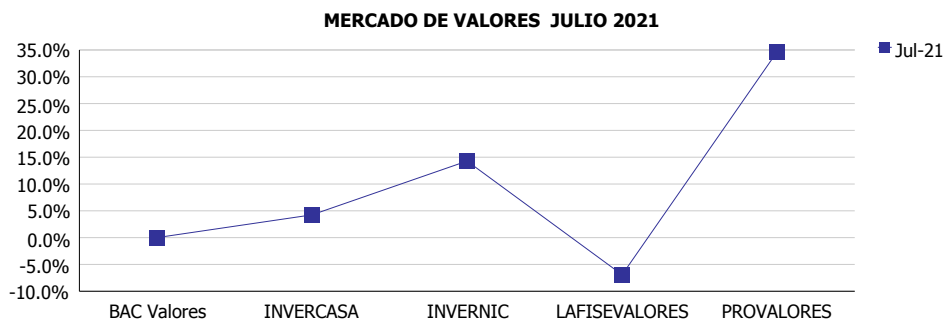
PASIVOS	
Miles C\$	Jul-21
BAC Valores	0.0
INVERCASA	16,347.4
INVERNIC	2,320.6
LAFISEVALORES	907.3
PROVALORES	27,329.8
PROMEDIO	9,381.0



PATRIMONIO	
Miles C\$	Jul-21
BAC Valores	9,295.6
INVERCASA	40,018.9
INVERNIC	26,270.0
LAFISEVALORES	24,674.1
PROVALORES	120,334.6
PROMEDIO	44,118.6



ROE	
	Jul-21
BAC Valores	0.0%
INVERCASA	4.2%
INVERNIC	14.3%
LAFISEVALORES	-6.9%
PROVALORES	34.7%
PROMEDIO	9.3%



ROA	
	Jul-21
BAC Valores	0.0%
INVERCASA	2.6%
INVERNIC	13.0%
LAFISEVALORES	-6.7%
PROVALORES	30.3%
PROMEDIO	7.8%

