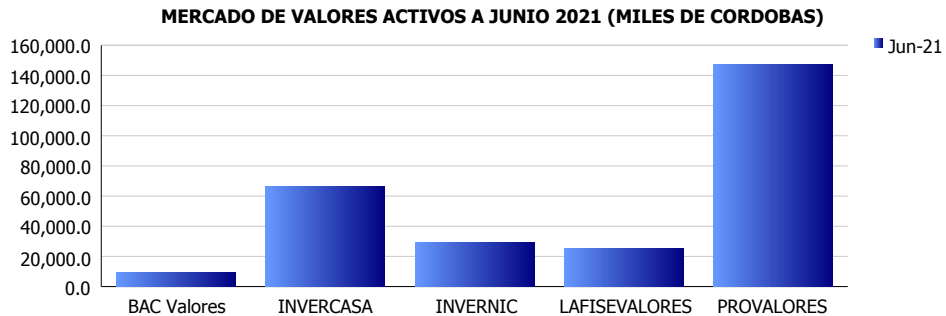


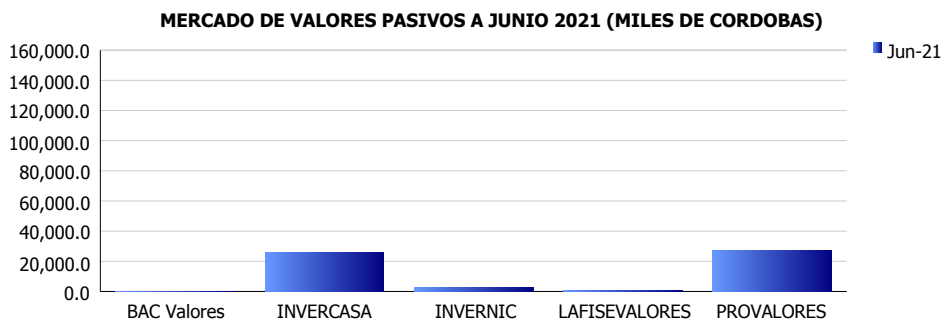


INSTITUCIONES FINANCIERAS DEL MERCADO DE VALORES INDICADORES FINANCIEROS CONSOLIDADOS (Cifras en miles de córdobas)

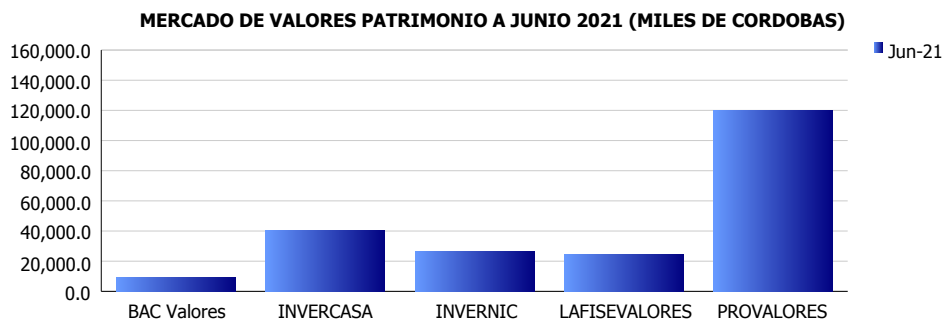
ACTIVOS	
Miles C\$	Jun-21
BAC Valores	9,295.6
INVERCASA	66,020.5
INVERNIC	28,950.1
LAFISEVALORES	25,523.1
PROVALORES	147,359.8
PROMEDIO	55,429.8



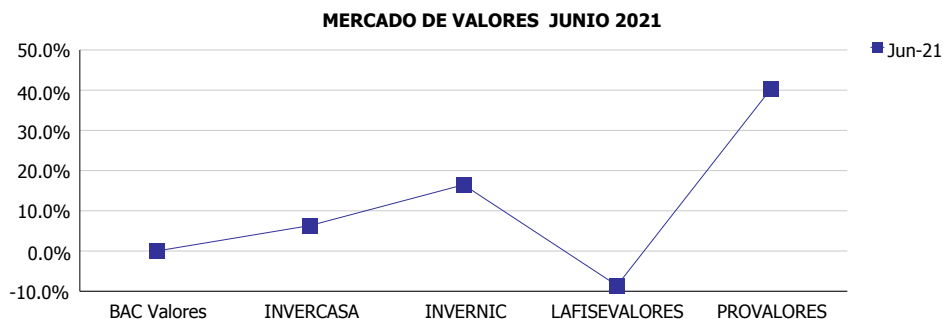
PASIVOS	
Miles C\$	Jun-21
BAC Valores	0.0
INVERCASA	25,745.6
INVERNIC	2,755.9
LAFISEVALORES	849.7
PROVALORES	27,414.5
PROMEDIO	11,353.1



PATRIMONIO	
Miles C\$	Jun-21
BAC Valores	9,295.6
INVERCASA	40,274.9
INVERNIC	26,194.2
LAFISEVALORES	24,673.5
PROVALORES	119,945.3
PROMEDIO	44,076.7



ROE	
	Jun-21
BAC Valores	0.0%
INVERCASA	6.3%
INVERNIC	16.5%
LAFISEVALORES	-8.6%
PROVALORES	40.2%
PROMEDIO	10.9%



ROA	
	Jun-21
BAC Valores	0.0%
INVERCASA	3.7%
INVERNIC	14.9%
LAFISEVALORES	-8.2%
PROVALORES	35.5%
PROMEDIO	9.2%

