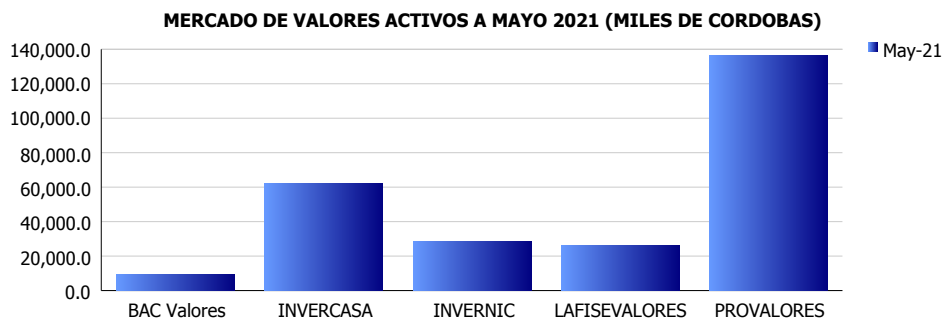


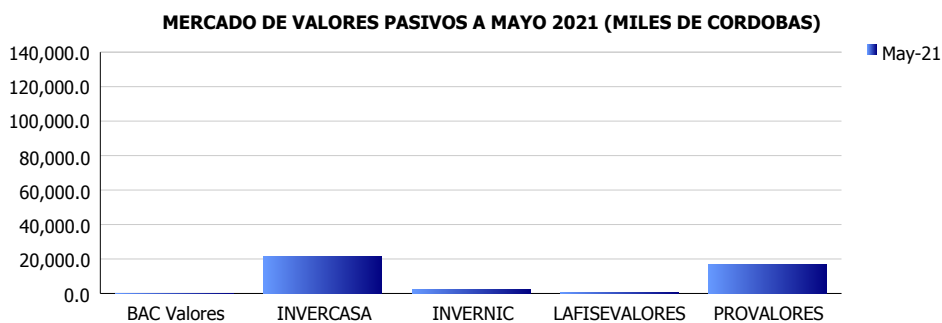


## INSTITUCIONES FINANCIERAS DEL MERCADO DE VALORES INDICADORES FINANCIEROS CONSOLIDADOS (Cifras en miles de córdobas)

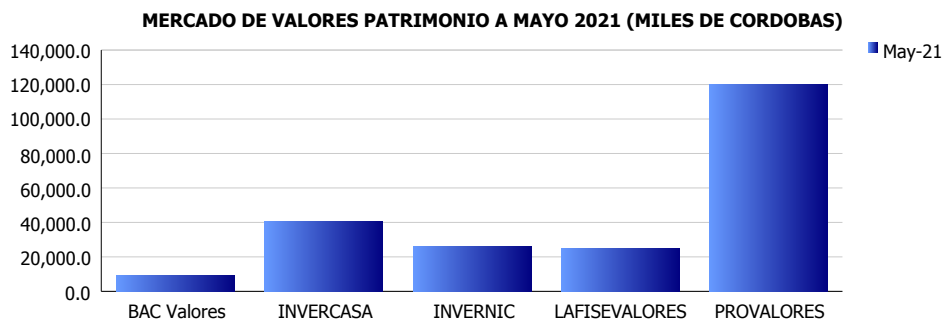
ACTIVOS	
Miles C\$	May-21
BAC Valores	9,295.6
INVERCASA	61,844.9
INVERNIC	28,512.2
LAFISEVALORES	25,870.6
PROVALORES	136,602.8
PROMEDIO	52,425.2



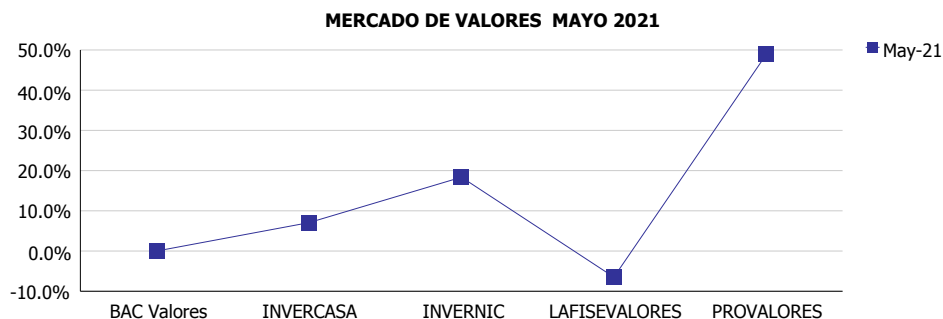
PASIVOS	
Miles C\$	May-21
BAC Valores	0.0
INVERCASA	21,369.0
INVERNIC	2,518.7
LAFISEVALORES	798.7
PROVALORES	16,665.4
PROMEDIO	8,270.3



PATRIMONIO	
Miles C\$	May-21
BAC Valores	9,295.6
INVERCASA	40,476.0
INVERNIC	25,993.5
LAFISEVALORES	25,071.9
PROVALORES	119,937.4
PROMEDIO	44,154.9



ROE	
	May-21
BAC Valores	0.0%
INVERCASA	7.1%
INVERNIC	18.4%
LAFISEVALORES	-6.5%
PROVALORES	48.9%
PROMEDIO	13.6%



ROA	
	May-21
BAC Valores	0.0%
INVERCASA	4.1%
INVERNIC	16.6%
LAFISEVALORES	-6.2%
PROVALORES	43.8%
PROMEDIO	11.7%

