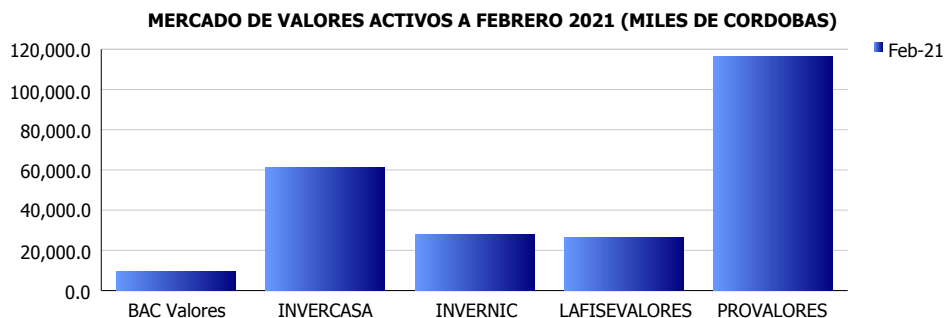


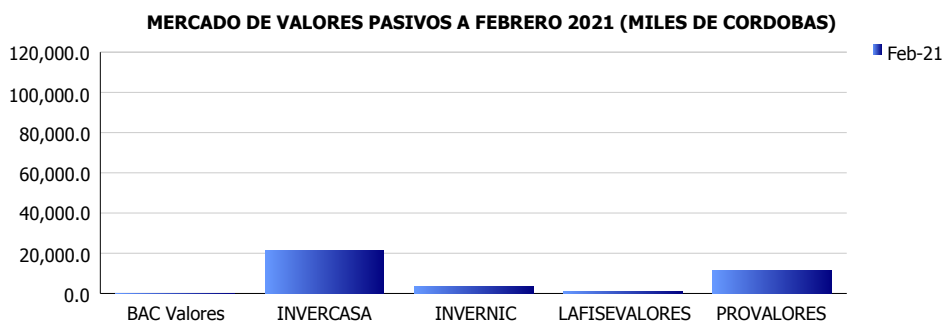


## INSTITUCIONES FINANCIERAS DEL MERCADO DE VALORES INDICADORES FINANCIEROS CONSOLIDADOS (Cifras en miles de córdobas)

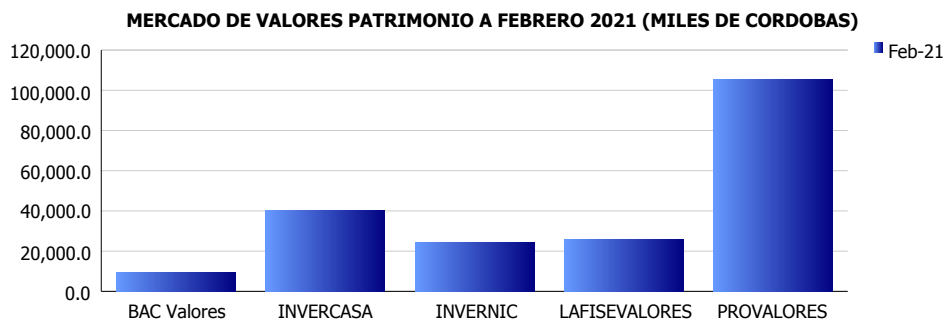
ACTIVOS	
Miles C\$	Feb-21
BAC Valores	9,295.6
INVERCASA	61,393.9
INVERNIC	28,058.3
LAFISEVALORES	26,410.0
PROVALORES	116,506.4
PROMEDIO	48,332.9



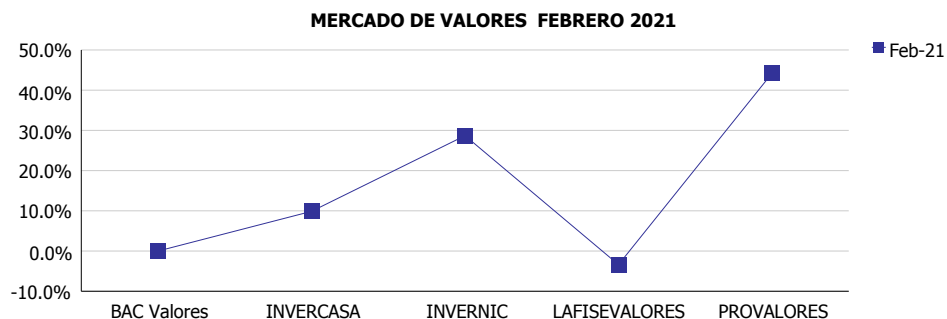
PASIVOS	
Miles C\$	Feb-21
BAC Valores	0.0
INVERCASA	21,396.2
INVERNIC	3,540.3
LAFISEVALORES	793.8
PROVALORES	11,260.3
PROMEDIO	7,398.1



PATRIMONIO	
Miles C\$	Feb-21
BAC Valores	9,295.6
INVERCASA	39,997.8
INVERNIC	24,518.0
LAFISEVALORES	25,616.1
PROVALORES	105,246.1
PROMEDIO	40,934.7



ROE	
	Feb-21
BAC Valores	0.0%
INVERCASA	9.9%
INVERNIC	28.7%
LAFISEVALORES	-3.4%
PROVALORES	44.2%
PROMEDIO	15.9%



ROA	
	Feb-21
BAC Valores	0.0%
INVERCASA	7.7%
INVERNIC	25.7%
LAFISEVALORES	-3.2%
PROVALORES	40.1%
PROMEDIO	14.0%

