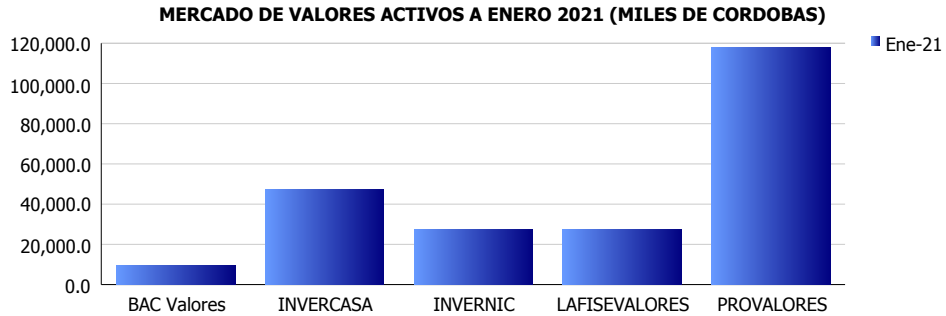


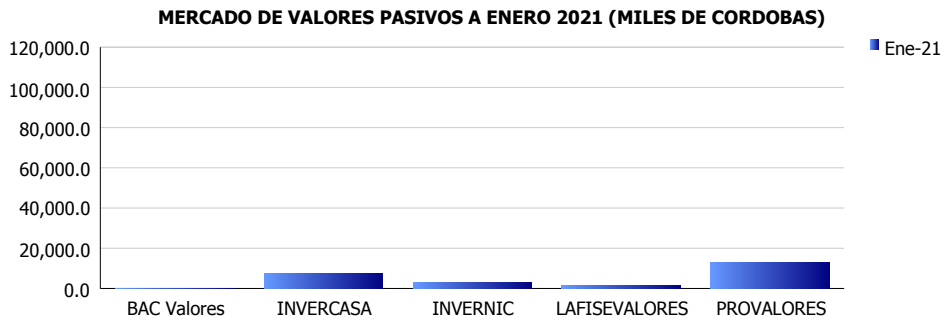


**INSTITUCIONES FINANCIERAS DEL MERCADO DE VALORES
INDICADORES FINANCIEROS CONSOLIDADOS
(Cifras en miles de córdobas)**

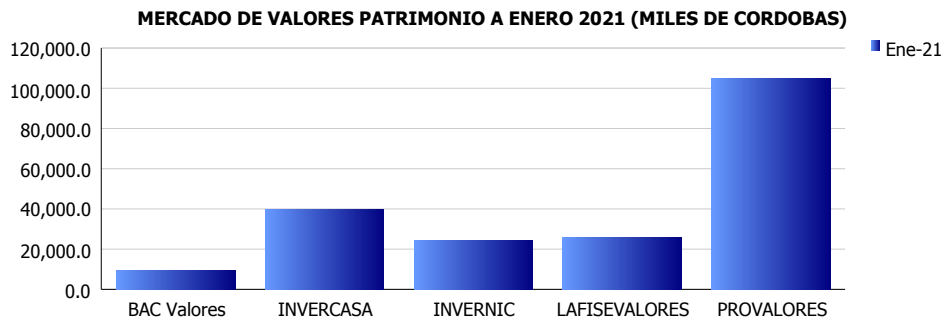
ACTIVOS	
Miles C\$	Ene-21
BAC Valores	9,295.6
INVERCASA	47,291.9
INVERNIC	27,279.0
LAFISEVALORES	27,190.0
PROVALORES	117,704.7
PROMEDIO	45,752.2



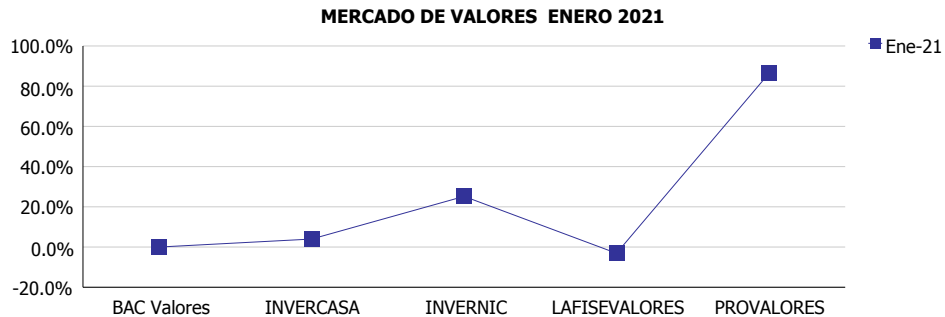
PASIVOS	
Miles C\$	Ene-21
BAC Valores	0.0
INVERCASA	7,403.9
INVERNIC	2,850.5
LAFISEVALORES	1,495.1
PROVALORES	12,727.7
PROMEDIO	4,895.4



PATRIMONIO	
Miles C\$	Ene-21
BAC Valores	9,295.6
INVERCASA	39,888.0
INVERNIC	24,428.4
LAFISEVALORES	25,695.0
PROVALORES	104,977.0
PROMEDIO	40,856.8



ROE	
	Ene-21
BAC Valores	0.0%
INVERCASA	4.0%
INVERNIC	25.2%
LAFISEVALORES	-3.1%
PROVALORES	86.4%
PROMEDIO	22.5%



ROA	
	Ene-21
BAC Valores	0.0%
INVERCASA	3.4%
INVERNIC	22.9%
LAFISEVALORES	-2.9%
PROVALORES	78.4%
PROMEDIO	20.4%

