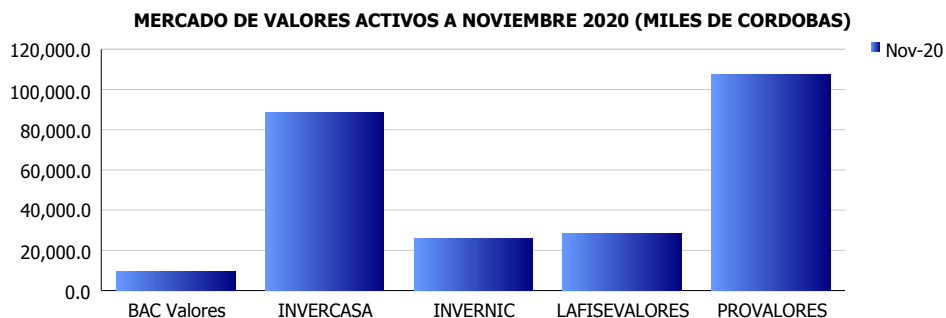


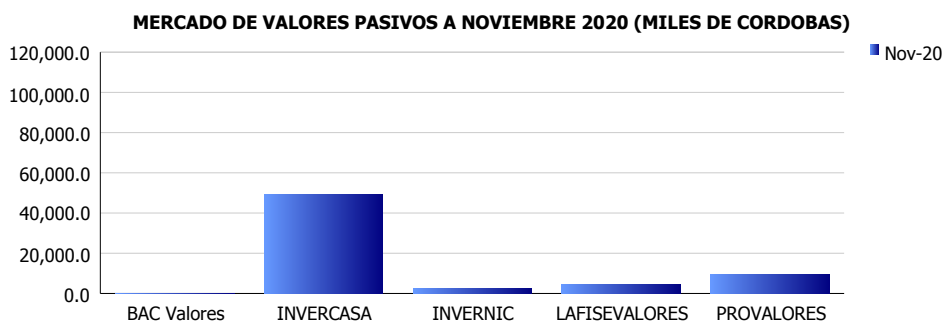


INSTITUCIONES FINANCIERAS DEL MERCADO DE VALORES INDICADORES FINANCIEROS CONSOLIDADOS (Cifras en miles de córdobas)

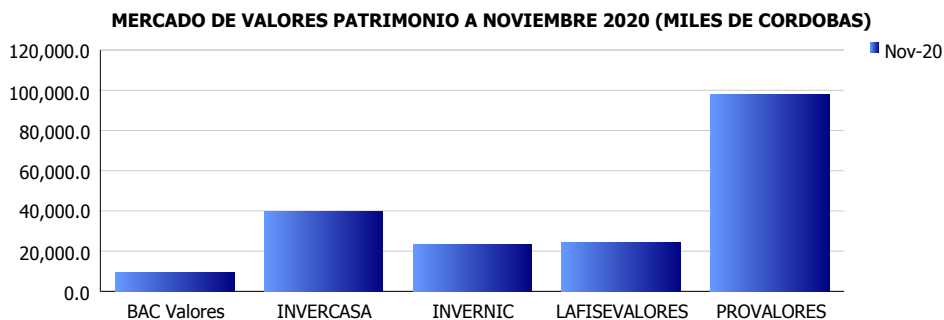
ACTIVOS	
Miles C\$	Nov-20
BAC Valores	9,295.6
INVERCASA	88,715.1
INVERNIC	26,098.5
LAFISEVALORES	28,583.9
PROVALORES	107,506.7
PROMEDIO	52,040.0



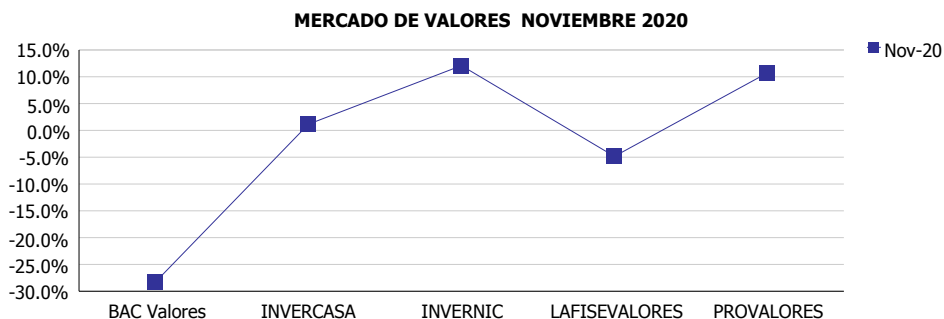
PASIVOS	
Miles C\$	Nov-20
BAC Valores	0.0
INVERCASA	49,125.5
INVERNIC	2,691.0
LAFISEVALORES	4,490.8
PROVALORES	9,464.5
PROMEDIO	13,154.4



PATRIMONIO	
Miles C\$	Nov-20
BAC Valores	9,295.6
INVERCASA	39,589.6
INVERNIC	23,407.6
LAFISEVALORES	24,093.1
PROVALORES	98,042.2
PROMEDIO	38,885.6



ROE	
	Nov-20
BAC Valores	-28.3%
INVERCASA	1.2%
INVERNIC	12.1%
LAFISEVALORES	-4.8%
PROVALORES	10.7%
PROMEDIO	-1.8%



ROA	
	Nov-20
BAC Valores	-24.3%
INVERCASA	0.6%
INVERNIC	9.0%
LAFISEVALORES	-4.6%
PROVALORES	9.8%
PROMEDIO	-1.9%

