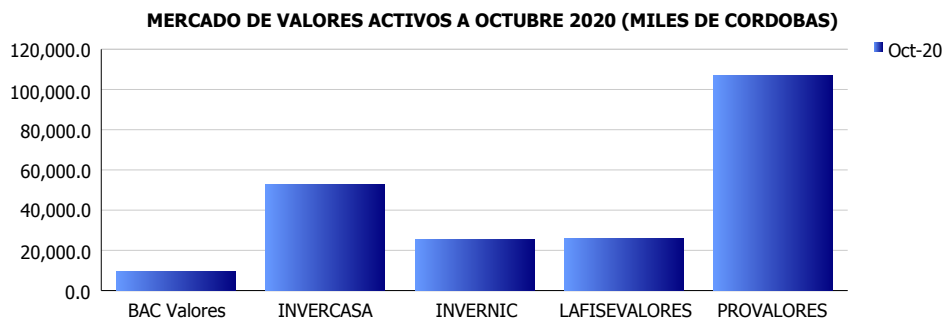


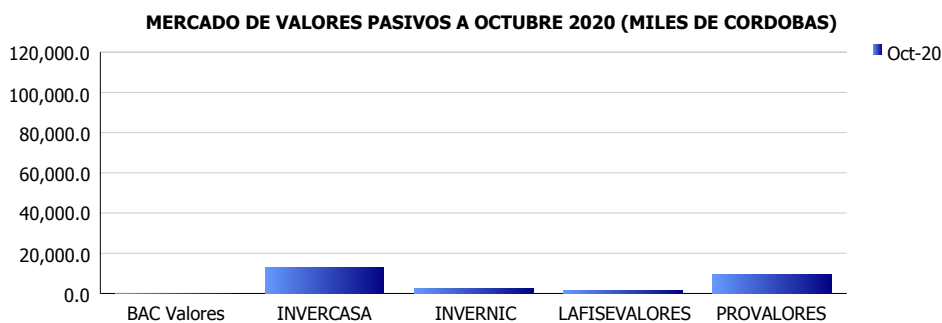


INSTITUCIONES FINANCIERAS DEL MERCADO DE VALORES INDICADORES FINANCIEROS CONSOLIDADOS (Cifras en miles de córdobas)

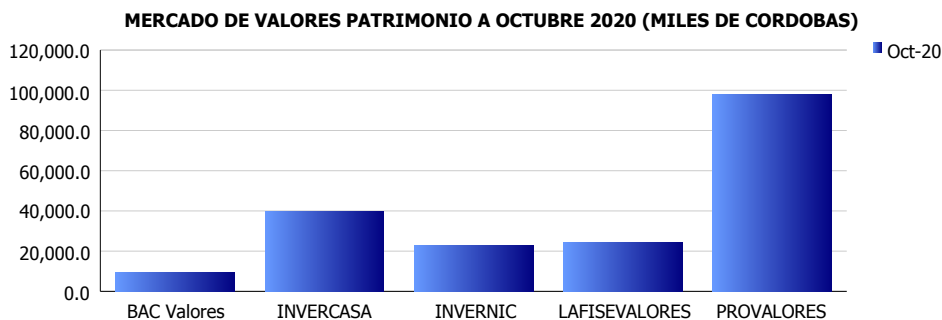
ACTIVOS	
Miles C\$	Oct-20
BAC Valores	9,295.6
INVERCASA	52,616.7
INVERNIC	25,255.3
LAFISEVALORES	25,852.6
PROVALORES	107,038.7
PROMEDIO	44,011.8



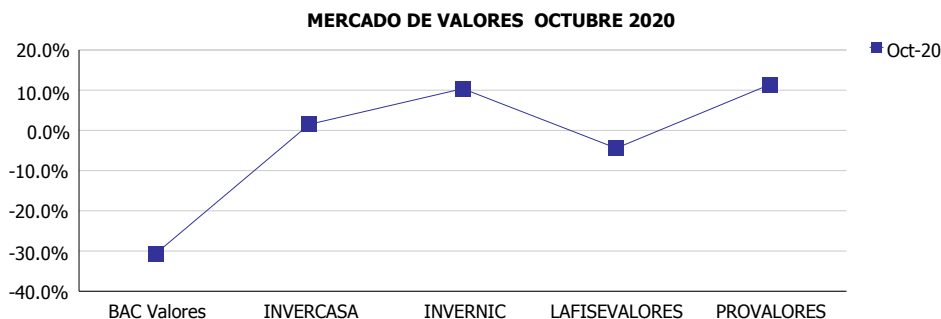
PASIVOS	
Miles C\$	Oct-20
BAC Valores	0.0
INVERCASA	12,991.0
INVERNIC	2,389.5
LAFISEVALORES	1,581.2
PROVALORES	9,360.1
PROMEDIO	5,264.4



PATRIMONIO	
Miles C\$	Oct-20
BAC Valores	9,295.6
INVERCASA	39,625.7
INVERNIC	22,865.8
LAFISEVALORES	24,271.4
PROVALORES	97,678.6
PROMEDIO	38,747.4



ROE	
	Oct-20
BAC Valores	-30.6%
INVERCASA	1.5%
INVERNIC	10.4%
LAFISEVALORES	-4.4%
PROVALORES	11.4%
PROMEDIO	-2.4%



ROA	
	Oct-20
BAC Valores	-26.1%
INVERCASA	0.7%
INVERNIC	7.6%
LAFISEVALORES	-4.2%
PROVALORES	10.5%
PROMEDIO	-2.3%

