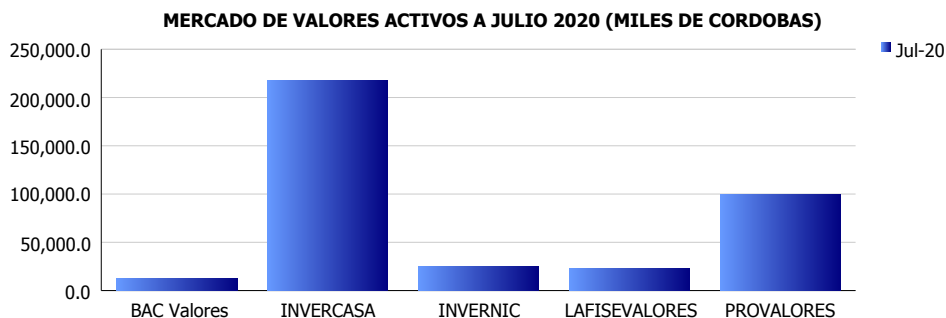


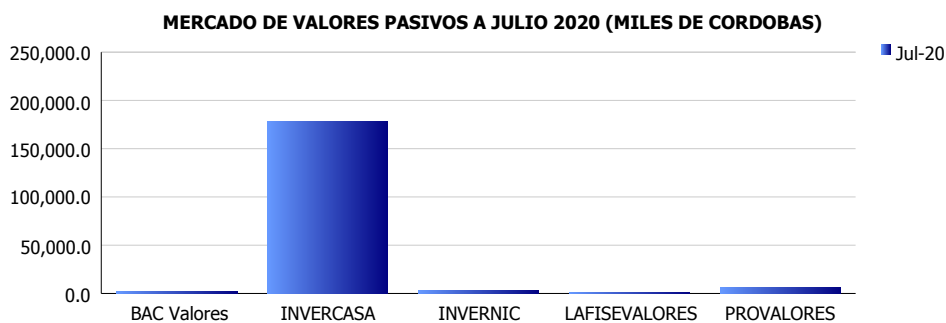


INSTITUCIONES FINANCIERAS DEL MERCADO DE VALORES INDICADORES FINANCIEROS CONSOLIDADOS (Cifras en miles de córdobas)

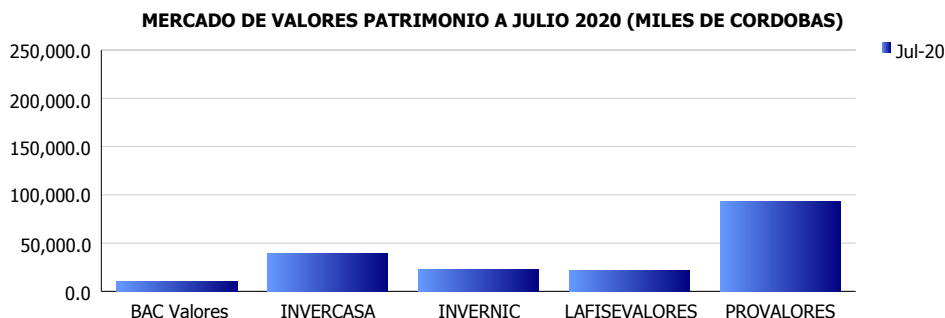
ACTIVOS	
Miles C\$	Jul-20
BAC Valores	12,093.6
INVERCASA	217,594.9
INVERNIC	25,439.3
LAFISEVALORES	22,850.8
PROVALORES	99,637.4
PROMEDIO	75,523.2



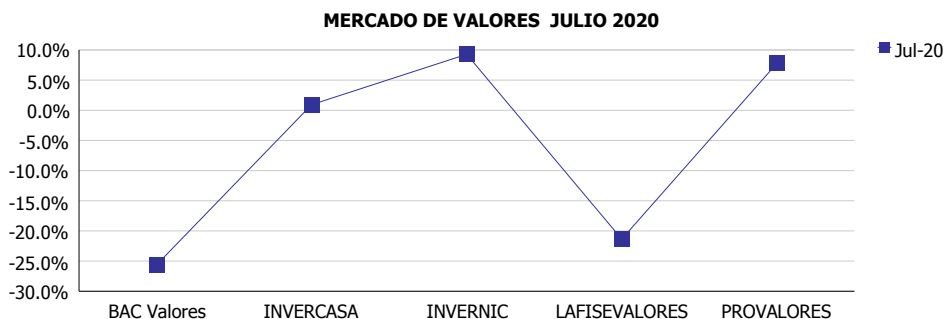
PASIVOS	
Miles C\$	Jul-20
BAC Valores	1,588.6
INVERCASA	178,301.1
INVERNIC	2,709.6
LAFISEVALORES	752.5
PROVALORES	6,602.4
PROMEDIO	37,990.8



PATRIMONIO	
Miles C\$	Jul-20
BAC Valores	10,504.9
INVERCASA	39,293.8
INVERNIC	22,729.7
LAFISEVALORES	22,098.3
PROVALORES	93,035.0
PROMEDIO	37,532.3



ROE	
	Jul-20
BAC Valores	-25.6%
INVERCASA	0.9%
INVERNIC	9.3%
LAFISEVALORES	-21.4%
PROVALORES	7.8%
PROMEDIO	-5.8%



ROA	
	Jul-20
BAC Valores	-21.5%
INVERCASA	0.5%
INVERNIC	6.4%
LAFISEVALORES	-20.5%
PROVALORES	7.2%
PROMEDIO	-5.6%

