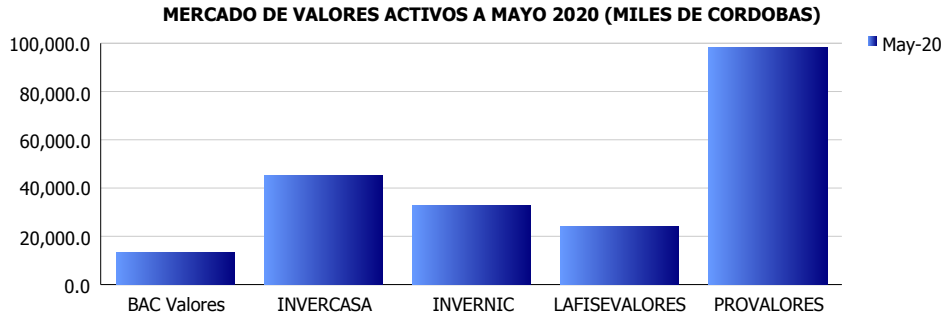


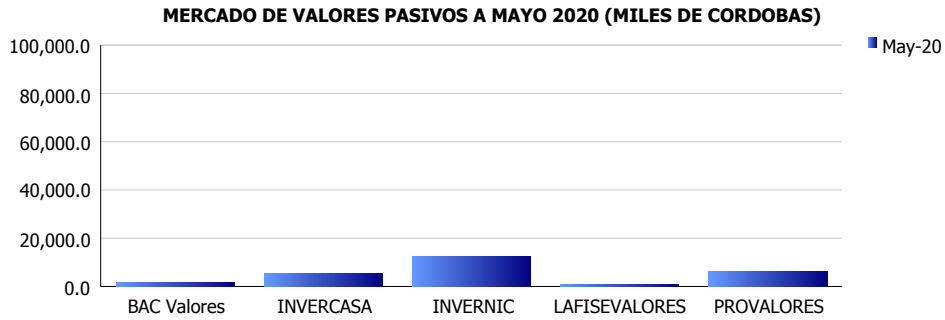


INSTITUCIONES FINANCIERAS DEL MERCADO DE VALORES INDICADORES FINANCIEROS CONSOLIDADOS (Cifras en miles de córdobas)

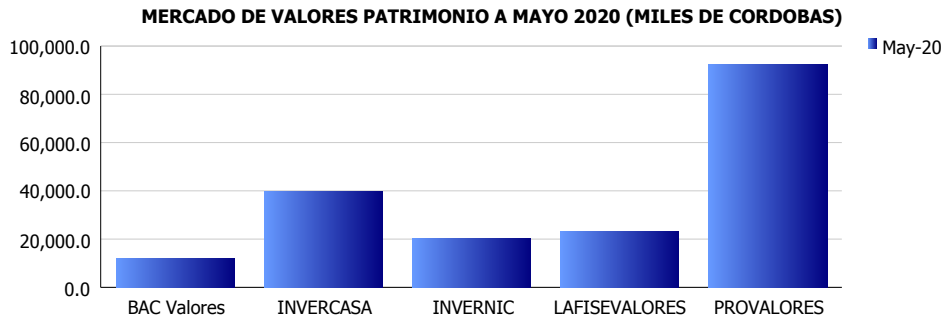
ACTIVOS	
Miles C\$	May-20
BAC Valores	13,361.1
INVERCASA	45,129.2
INVERNIC	32,878.0
LAFISEVALORES	23,876.8
PROVALORES	98,379.0
PROMEDIO	42,724.8



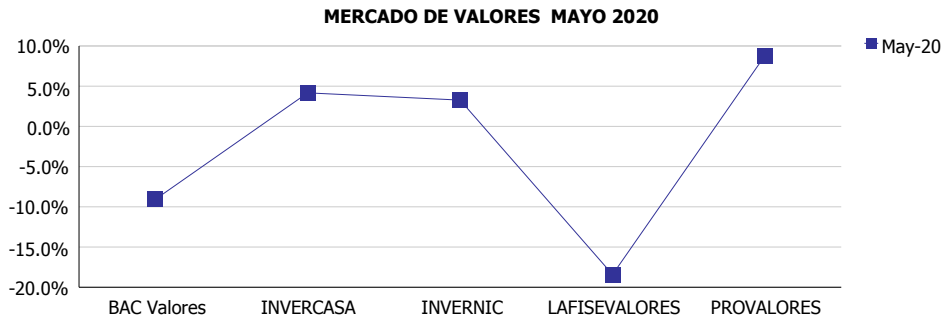
PASIVOS	
Miles C\$	May-20
BAC Valores	1,592.8
INVERCASA	5,490.9
INVERNIC	12,430.8
LAFISEVALORES	836.6
PROVALORES	6,147.4
PROMEDIO	5,299.7



PATRIMONIO	
Miles C\$	May-20
BAC Valores	11,768.3
INVERCASA	39,638.3
INVERNIC	20,447.3
LAFISEVALORES	23,040.2
PROVALORES	92,231.6
PROMEDIO	37,425.1



ROE	
	May-20
BAC Valores	-9.1%
INVERCASA	4.2%
INVERNIC	3.3%
LAFISEVALORES	-18.4%
PROVALORES	8.8%
PROMEDIO	-2.2%



ROA	
	May-20
BAC Valores	-7.5%
INVERCASA	2.6%
INVERNIC	2.1%
LAFISEVALORES	-17.6%
PROVALORES	8.1%
PROMEDIO	-2.5%

