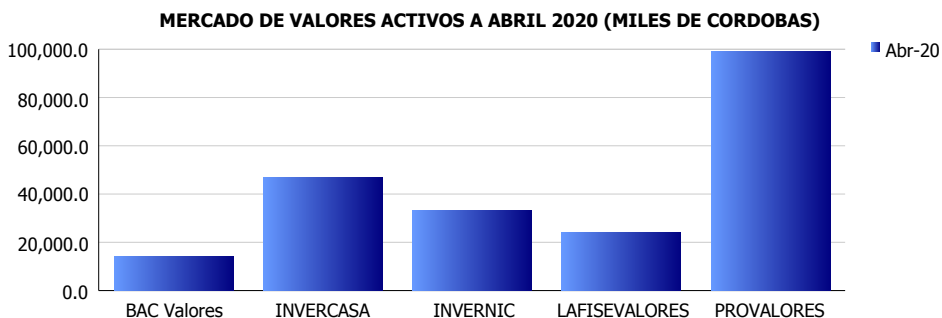


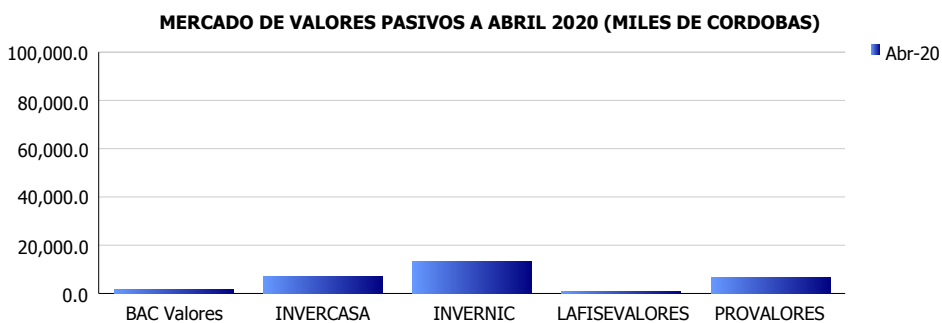


INSTITUCIONES FINANCIERAS DEL MERCADO DE VALORES INDICADORES FINANCIEROS CONSOLIDADOS (Cifras en miles de córdobas)

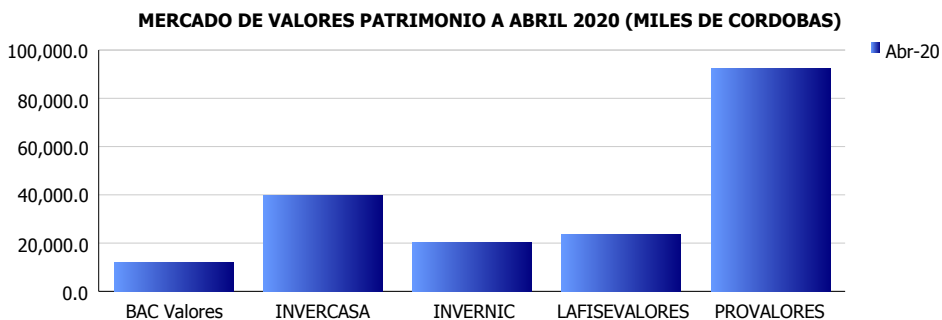
ACTIVOS	
Miles C\$	Abr-20
BAC Valores	13,918.7
INVERCASA	46,677.1
INVERNIC	33,295.5
LAFISEVALORES	24,239.3
PROVALORES	98,993.3
PROMEDIO	43,424.8



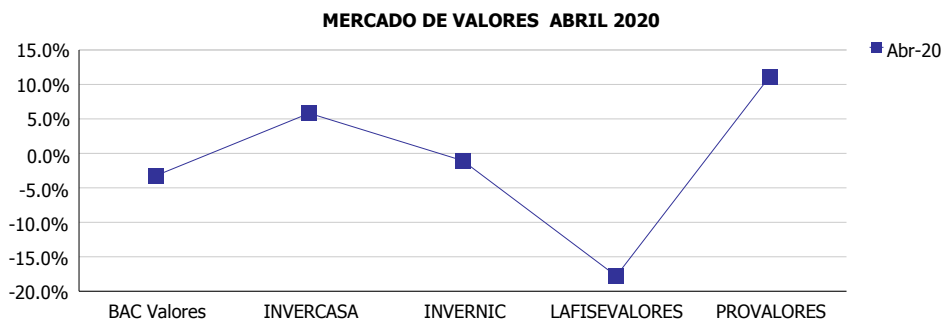
PASIVOS	
Miles C\$	Abr-20
BAC Valores	1,822.6
INVERCASA	7,021.7
INVERNIC	13,238.7
LAFISEVALORES	791.3
PROVALORES	6,727.5
PROMEDIO	5,920.4



PATRIMONIO	
Miles C\$	Abr-20
BAC Valores	12,096.1
INVERCASA	39,655.5
INVERNIC	20,056.9
LAFISEVALORES	23,447.9
PROVALORES	92,265.7
PROMEDIO	37,504.4



ROE	
	Abr-20
BAC Valores	-3.2%
INVERCASA	5.8%
INVERNIC	-1.1%
LAFISEVALORES	-17.8%
PROVALORES	11.2%
PROMEDIO	-1.0%



ROA	
	Abr-20
BAC Valores	-2.7%
INVERCASA	3.5%
INVERNIC	-0.7%
LAFISEVALORES	-17.0%
PROVALORES	10.2%
PROMEDIO	-1.3%

