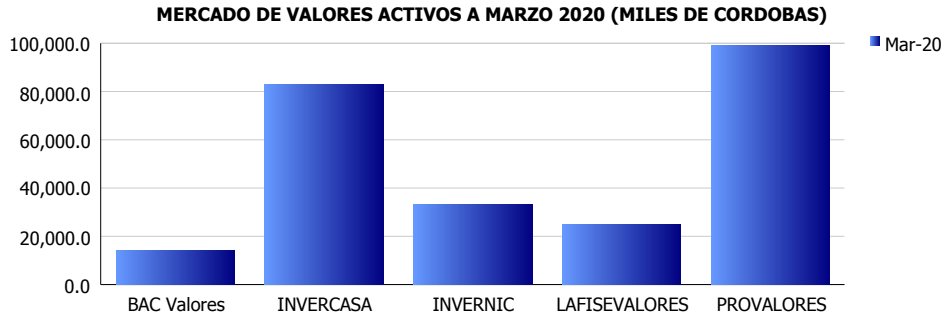


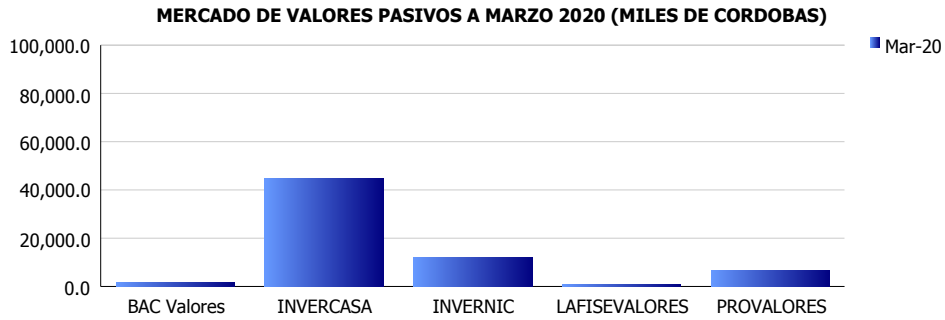


**INSTITUCIONES FINANCIERAS DEL MERCADO DE VALORES  
INDICADORES FINANCIEROS CONSOLIDADOS  
(Cifras en miles de córdobas)**

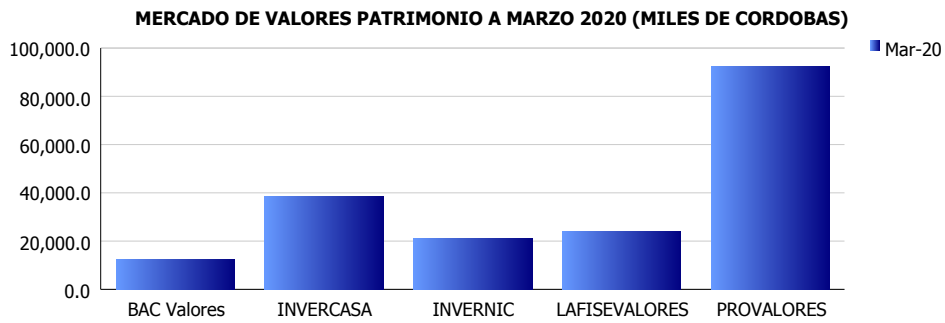
ACTIVOS	
Miles C\$	Mar-20
BAC Valores	14,052.1
INVERCASA	83,109.1
INVERNIC	32,996.0
LAFISEVALORES	24,695.4
PROVALORES	99,124.4
PROMEDIO	50,795.4



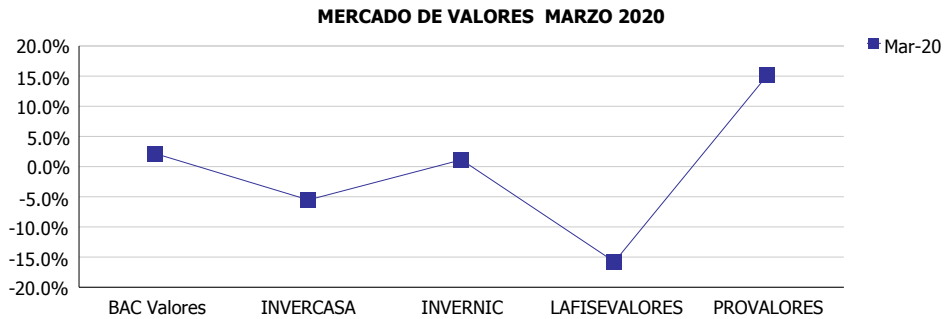
PASIVOS	
Miles C\$	Mar-20
BAC Valores	1,758.0
INVERCASA	44,779.7
INVERNIC	11,958.2
LAFISEVALORES	775.3
PROVALORES	6,806.0
PROMEDIO	13,215.4



PATRIMONIO	
Miles C\$	Mar-20
BAC Valores	12,294.1
INVERCASA	38,329.4
INVERNIC	21,037.7
LAFISEVALORES	23,920.2
PROVALORES	92,318.4
PROMEDIO	37,580.0



ROE	
	Mar-20
BAC Valores	2.2%
INVERCASA	-5.5%
INVERNIC	1.1%
LAFISEVALORES	-15.8%
PROVALORES	15.2%
PROMEDIO	-0.6%



ROA	
	Mar-20
BAC Valores	1.8%
INVERCASA	-3.0%
INVERNIC	0.7%
LAFISEVALORES	-15.0%
PROVALORES	13.8%
PROMEDIO	-0.4%

