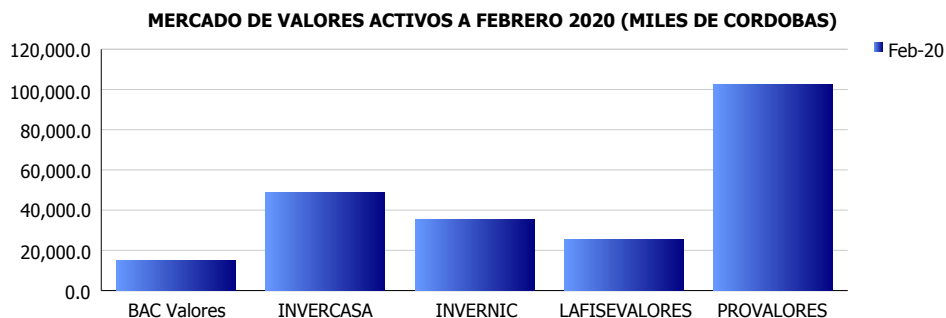


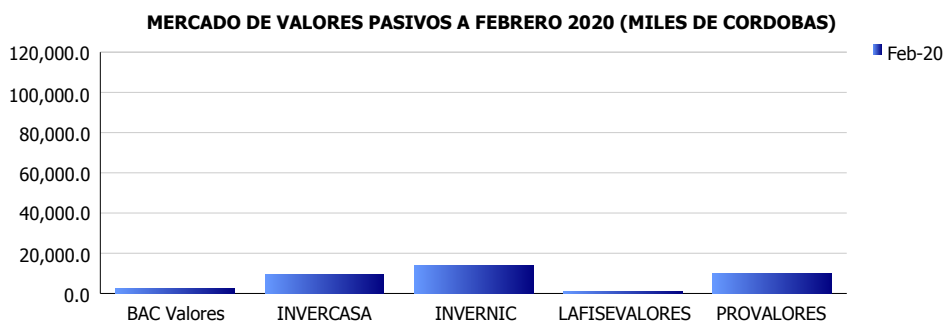


## INSTITUCIONES FINANCIERAS DEL MERCADO DE VALORES INDICADORES FINANCIEROS CONSOLIDADOS (Cifras en miles de córdobas)

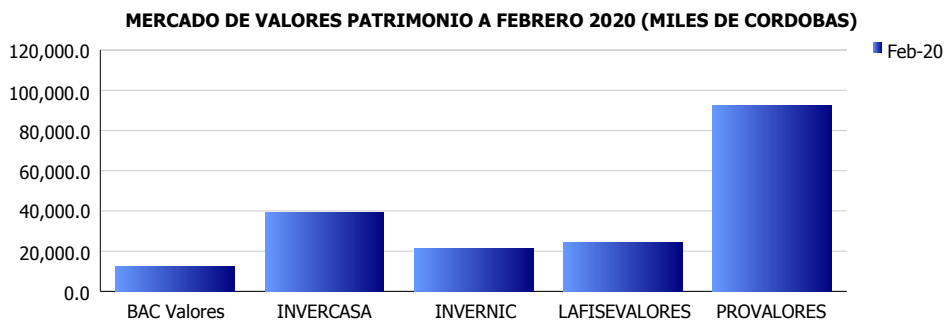
ACTIVOS	
Miles C\$	Feb-20
BAC Valores	15,171.1
INVERCASA	48,643.8
INVERNIC	35,244.3
LAFISEVALORES	25,155.7
PROVALORES	102,433.1
PROMEDIO	45,329.6



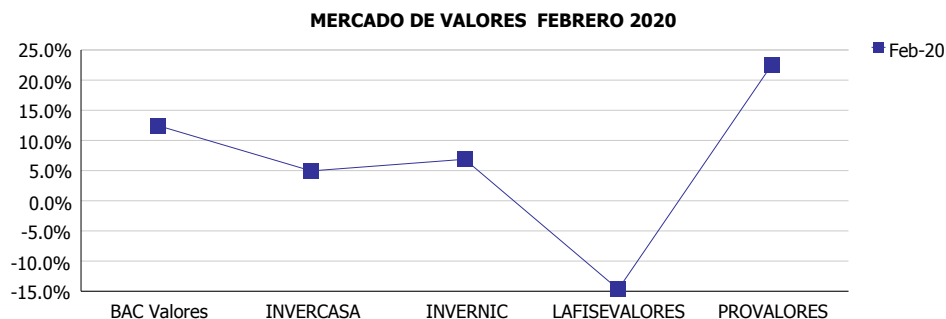
PASIVOS	
Miles C\$	Feb-20
BAC Valores	2,688.3
INVERCASA	9,507.2
INVERNIC	14,003.6
LAFISEVALORES	873.4
PROVALORES	10,167.7
PROMEDIO	7,448.1



PATRIMONIO	
Miles C\$	Feb-20
BAC Valores	12,482.8
INVERCASA	39,136.6
INVERNIC	21,240.7
LAFISEVALORES	24,282.2
PROVALORES	92,265.4
PROMEDIO	37,881.5



ROE	
	Feb-20
BAC Valores	12.5%
INVERCASA	5.0%
INVERNIC	6.9%
LAFISEVALORES	-14.7%
PROVALORES	22.5%
PROMEDIO	6.4%



ROA	
	Feb-20
BAC Valores	9.9%
INVERCASA	2.9%
INVERNIC	4.5%
LAFISEVALORES	-13.9%
PROVALORES	20.3%
PROMEDIO	4.7%

