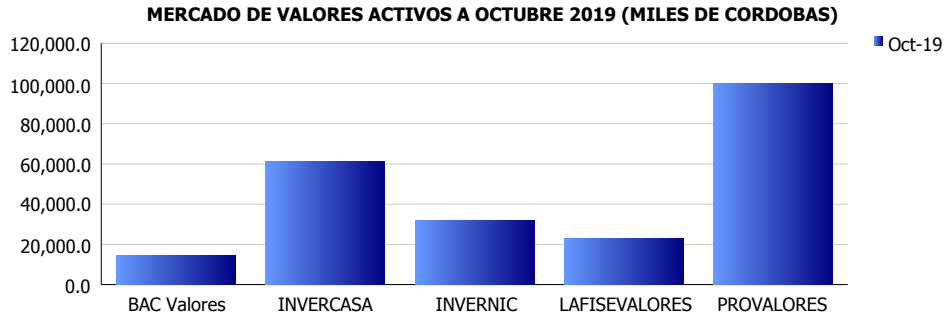


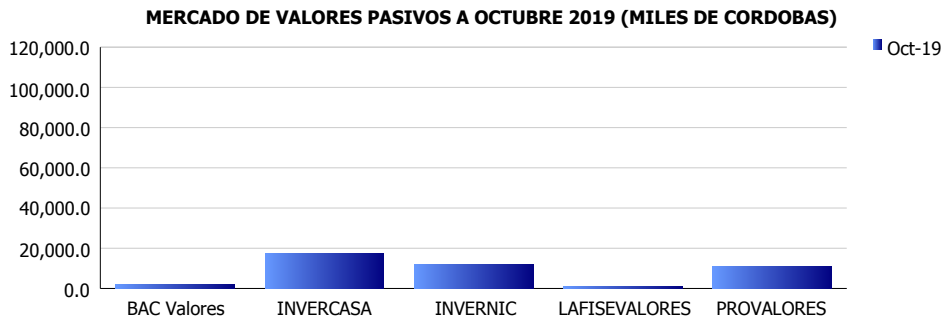


INSTITUCIONES FINANCIERAS DEL MERCADO DE VALORES
INDICADORES FINANCIEROS CONSOLIDADOS
(Cifras en miles de córdobas)

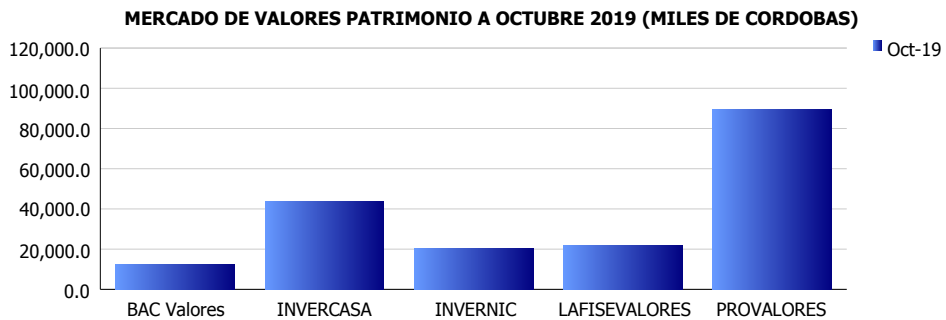
ACTIVOS	
Miles C\$	Oct-19
BAC Valores	14,530.3
INVERCASA	61,082.1
INVERNIC	31,986.1
LAFISEVALORES	23,108.9
PROVALORES	100,225.0
PROMEDIO	46,186.5



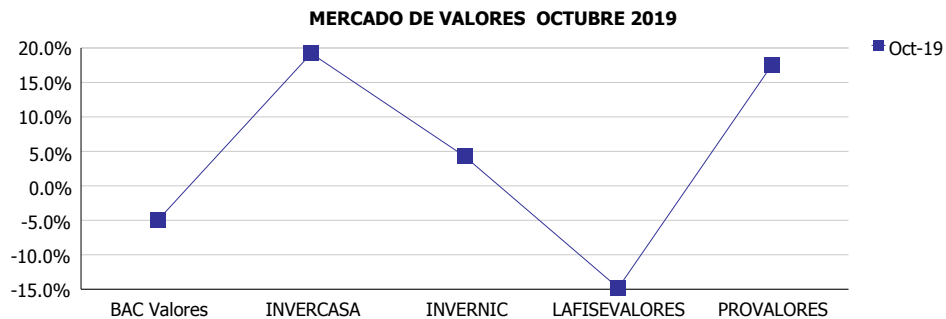
PASIVOS	
Miles C\$	Oct-19
BAC Valores	1,921.9
INVERCASA	17,322.9
INVERNIC	11,907.9
LAFISEVALORES	1,078.1
PROVALORES	10,886.7
PROMEDIO	8,623.5



PATRIMONIO	
Miles C\$	Oct-19
BAC Valores	12,608.4
INVERCASA	43,759.2
INVERNIC	20,078.2
LAFISEVALORES	22,030.9
PROVALORES	89,338.3
PROMEDIO	37,563.0



ROE	
	Oct-19
BAC Valores	-5.0%
INVERCASA	19.2%
INVERNIC	4.3%
LAFISEVALORES	-14.8%
PROVALORES	17.5%
PROMEDIO	4.2%



ROA	
	Oct-19
BAC Valores	-3.3%
INVERCASA	6.6%
INVERNIC	3.3%
LAFISEVALORES	-13.9%
PROVALORES	15.9%
PROMEDIO	1.7%

