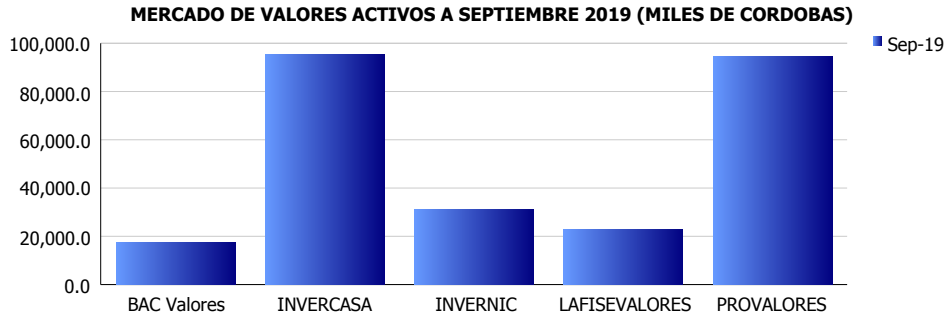


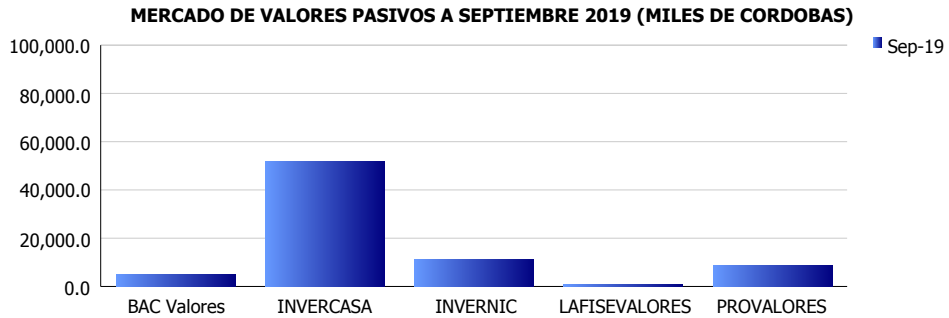


**INSTITUCIONES FINANCIERAS DEL MERCADO DE VALORES
INDICADORES FINANCIEROS CONSOLIDADOS
(Cifras en miles de córdobas)**

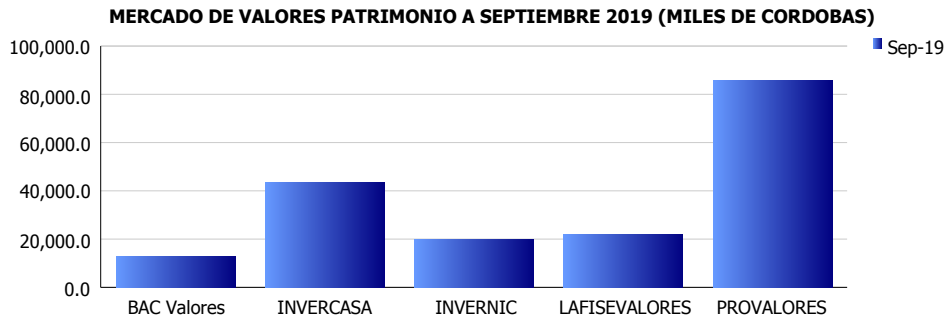
ACTIVOS	
Miles C\$	Sep-19
BAC Valores	17,607.8
INVERCASA	95,233.9
INVERNIC	31,009.7
LAFISEVALORES	22,712.9
PROVALORES	94,664.0
PROMEDIO	52,245.7



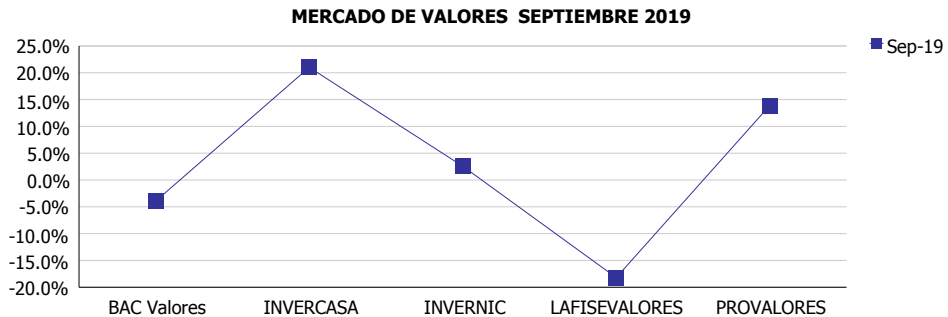
PASIVOS	
Miles C\$	Sep-19
BAC Valores	4,843.8
INVERCASA	51,626.0
INVERNIC	11,308.7
LAFISEVALORES	982.4
PROVALORES	8,778.2
PROMEDIO	15,507.8



PATRIMONIO	
Miles C\$	Sep-19
BAC Valores	12,764.0
INVERCASA	43,607.9
INVERNIC	19,701.0
LAFISEVALORES	21,730.5
PROVALORES	85,885.8
PROMEDIO	36,737.9



ROE	
	Sep-19
BAC Valores	-3.9%
INVERCASA	21.0%
INVERNIC	2.6%
LAFISEVALORES	-18.2%
PROVALORES	13.9%
PROMEDIO	3.1%



ROA	
	Sep-19
BAC Valores	-2.5%
INVERCASA	6.8%
INVERNIC	2.0%
LAFISEVALORES	-17.1%
PROVALORES	12.7%
PROMEDIO	0.4%

