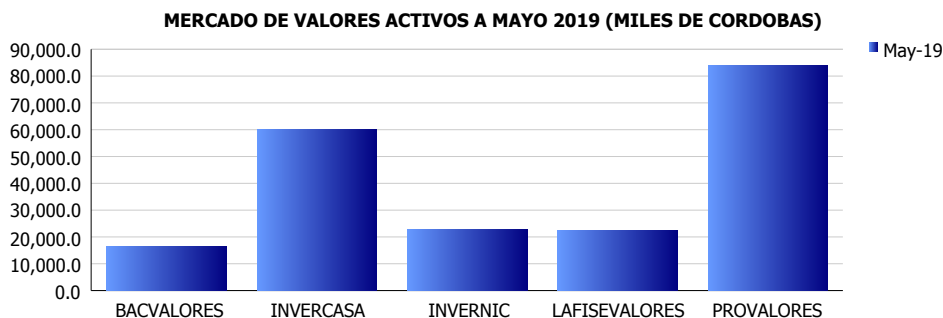


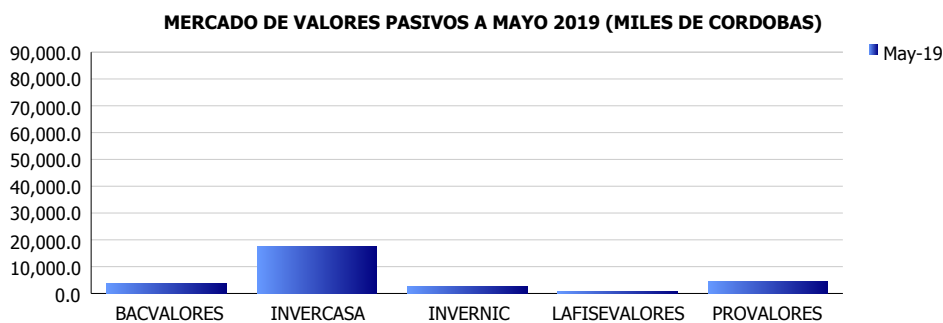


## INSTITUCIONES FINANCIERAS DEL MERCADO DE VALORES INDICADORES FINANCIEROS CONSOLIDADOS (Cifras en miles de córdobas)

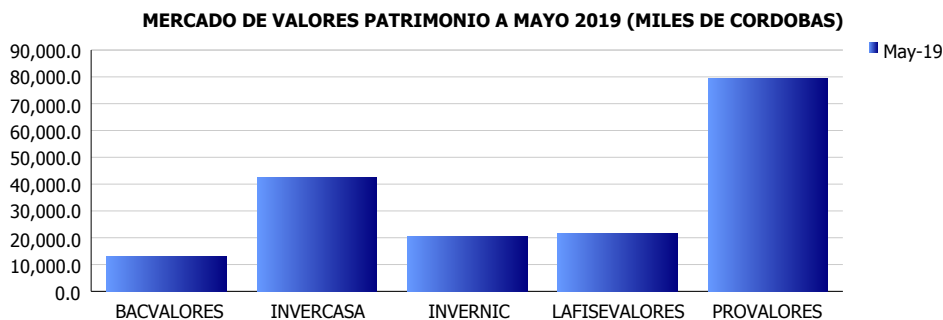
ACTIVOS	
Miles C\$	May-19
BACVALORES	16,446.0
INVERCASA	60,048.2
INVERNIC	22,896.9
LAFISEVALORES	22,435.1
PROVALORES	84,128.8
PROMEDIO	41,191.0



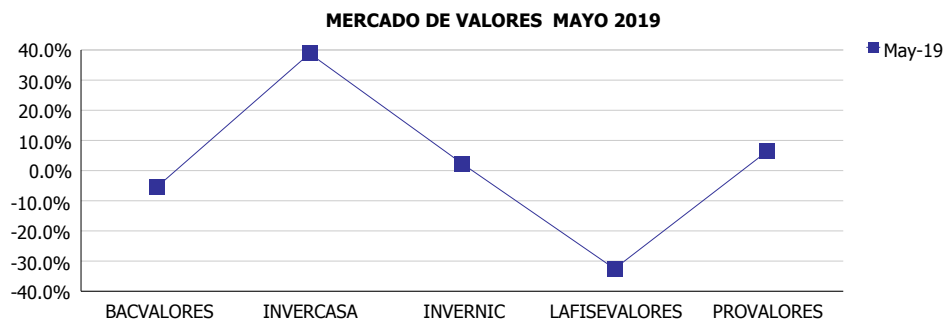
PASIVOS	
Miles C\$	May-19
BACVALORES	3,591.2
INVERCASA	17,667.3
INVERNIC	2,416.0
LAFISEVALORES	771.7
PROVALORES	4,569.6
PROMEDIO	5,803.1



PATRIMONIO	
Miles C\$	May-19
BACVALORES	12,854.9
INVERCASA	42,381.0
INVERNIC	20,480.9
LAFISEVALORES	21,663.4
PROVALORES	79,559.2
PROMEDIO	35,387.9



ROE	
	May-19
BACVALORES	-5.3%
INVERCASA	38.8%
INVERNIC	2.3%
LAFISEVALORES	-32.5%
PROVALORES	6.4%
PROMEDIO	1.9%



ROA	
	May-19
BACVALORES	-3.6%
INVERCASA	9.7%
INVERNIC	1.9%
LAFISEVALORES	-30.2%
PROVALORES	5.8%
PROMEDIO	-3.3%

