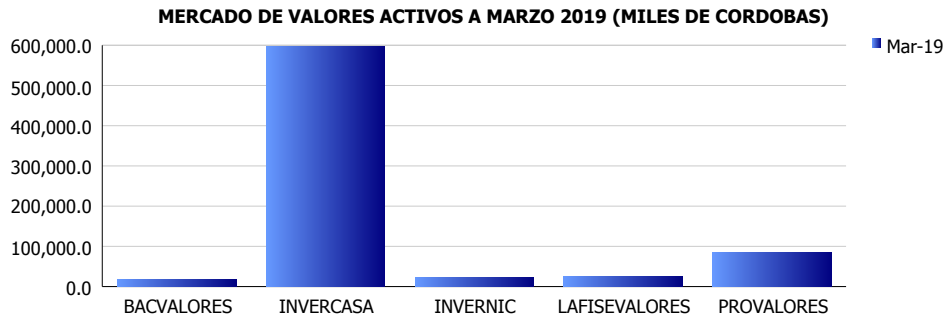


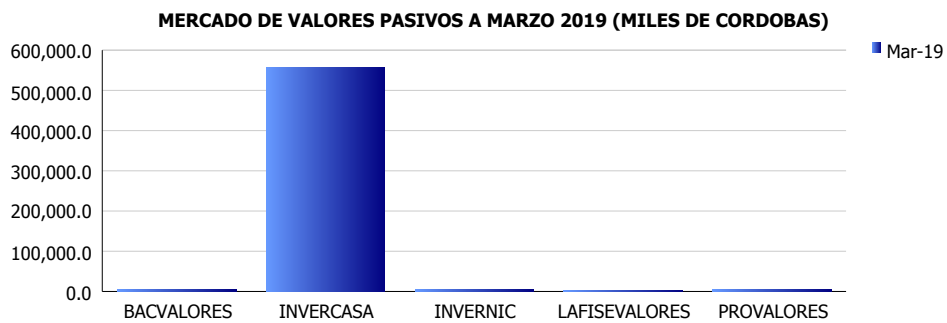


## INSTITUCIONES FINANCIERAS DEL MERCADO DE VALORES INDICADORES FINANCIEROS CONSOLIDADOS (Cifras en miles de córdobas)

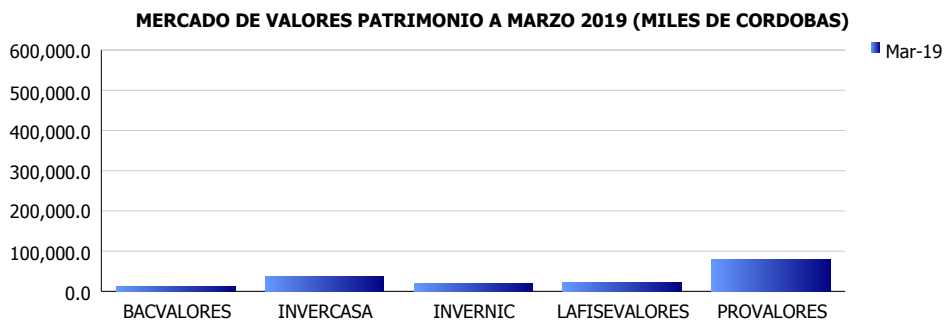
ACTIVOS	
Miles C\$	Mar-19
BACVALORES	16,723.9
INVERCASA	595,922.8
INVERNIC	22,758.7
LAFISEVALORES	24,474.2
PROVALORES	84,101.3
PROMEDIO	148,796.2



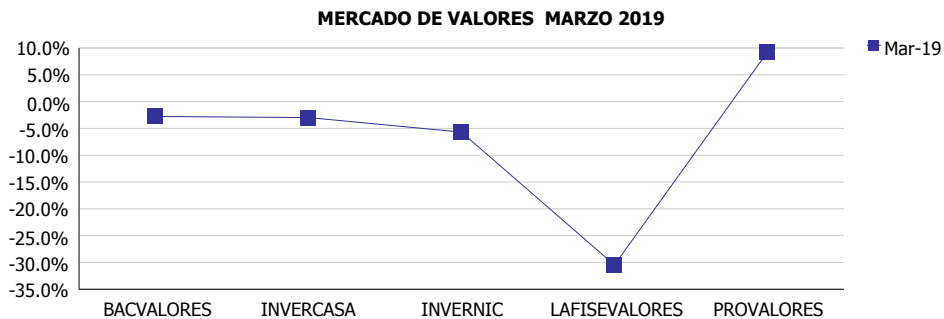
PASIVOS	
Miles C\$	Mar-19
BACVALORES	3,671.1
INVERCASA	558,021.5
INVERNIC	4,009.4
LAFISEVALORES	1,481.8
PROVALORES	4,889.8
PROMEDIO	114,414.7



PATRIMONIO	
Miles C\$	Mar-19
BACVALORES	13,052.8
INVERCASA	37,901.4
INVERNIC	18,749.3
LAFISEVALORES	22,992.4
PROVALORES	79,211.5
PROMEDIO	34,381.5



ROE	
	Mar-19
BACVALORES	-2.8%
INVERCASA	-3.0%
INVERNIC	-5.7%
LAFISEVALORES	-30.5%
PROVALORES	9.2%
PROMEDIO	-6.5%



ROA	
	Mar-19
BACVALORES	-1.8%
INVERCASA	-0.6%
INVERNIC	-4.6%
LAFISEVALORES	-27.8%
PROVALORES	8.4%
PROMEDIO	-5.2%

