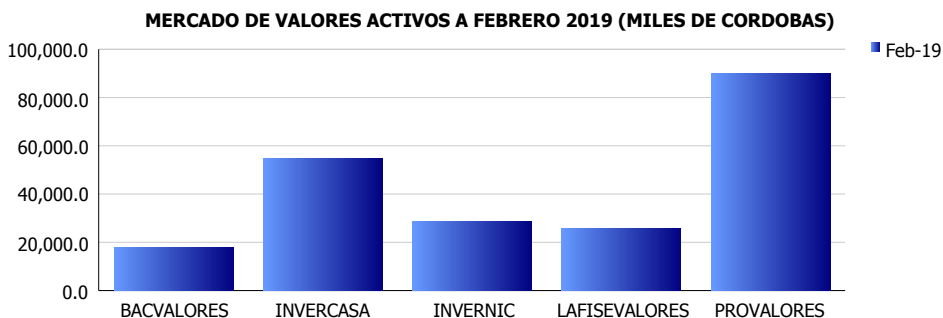


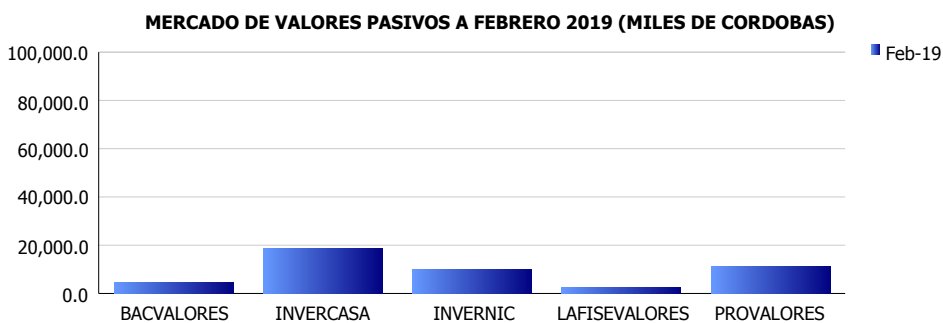


INSTITUCIONES FINANCIERAS DEL MERCADO DE VALORES INDICADORES FINANCIEROS CONSOLIDADOS (Cifras en miles de córdobas)

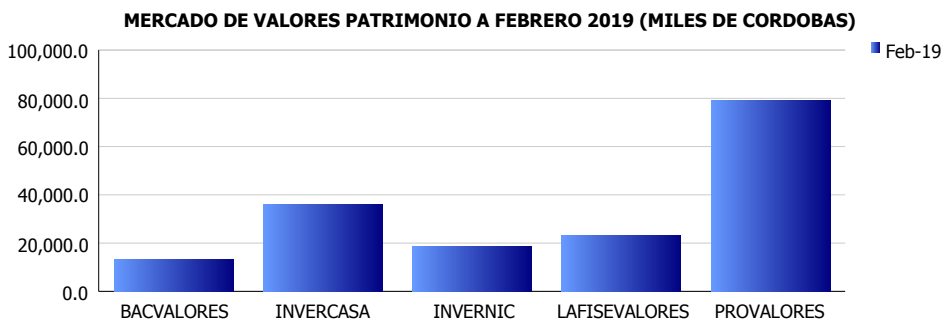
ACTIVOS	
Miles C\$	Feb-19
BACVALORES	17,922.5
INVERCASA	54,562.5
INVERNIC	28,499.5
LAFISEVALORES	25,696.6
PROVALORES	90,052.3
PROMEDIO	43,346.7



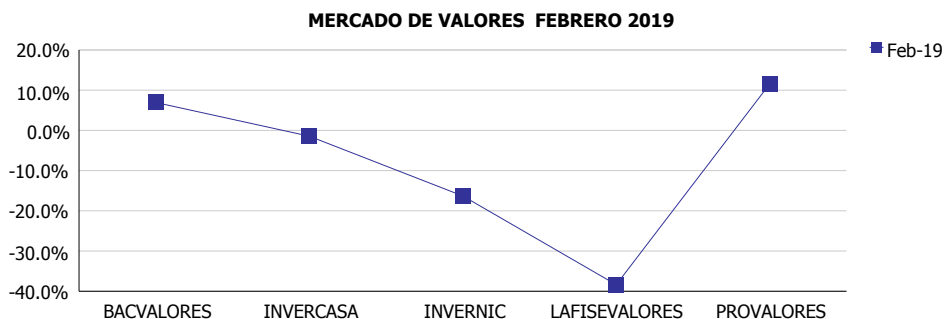
PASIVOS	
Miles C\$	Feb-19
BACVALORES	4,627.7
INVERCASA	18,606.1
INVERNIC	9,923.9
LAFISEVALORES	2,429.3
PROVALORES	11,142.0
PROMEDIO	9,345.8



PATRIMONIO	
Miles C\$	Feb-19
BACVALORES	13,294.7
INVERCASA	35,956.4
INVERNIC	18,575.6
LAFISEVALORES	23,267.3
PROVALORES	78,910.3
PROMEDIO	34,000.9



ROE	
	Feb-19
BACVALORES	6.9%
INVERCASA	-1.4%
INVERNIC	-16.3%
LAFISEVALORES	-38.4%
PROVALORES	11.6%
PROMEDIO	-7.5%



ROA	
	Feb-19
BACVALORES	4.1%
INVERCASA	-0.8%
INVERNIC	-12.9%
LAFISEVALORES	-34.6%
PROVALORES	10.4%
PROMEDIO	-6.8%

